

These are some practice questions for CHAPTER 25. Each question should have a single answer. But be careful. There may be errors in the answer key!

106. Which of the following is NOT associated with a deflationary output gap?
- a. Unit costs rise slower than the increase in productivity.
 - b. The *SRAS* curve shifts leftward.
 - c. The shift in the *SRAS* curve raises the price level.
 - d. The *AD* curve shifts rightward more than the *SRAS* curve.
 - e. There is upward pressure on wages.
107. Which of the following would serve as an automatic adjustment mechanism of the economy with a recessionary gap?
- a. increasing prices
 - b. increasing imports
 - c. declining government spending
 - d. declining wages
 - e. increasing taxes.
108. If the equilibrium output occurs at the point where the *SRAS* curve intersects the *AD* curve to the right of potential national income, the economy is
- a. at full-employment level of output.
 - b. in a recessionary output gap.
 - c. in an inflationary output gap.
 - d. threatened with an acceleration of inflation.
 - e. operating at full capacity.
109. When wages are rising faster than the increase in labour productivity, then unit labour costs will
- a. fall and the *SRAS* curve will shift left.
 - b. fall and the *SRAS* curve will shift right.
 - c. rise and the *SRAS* curve will shift left.
 - d. rise and the *SRAS* curve will shift right.
 - e. not change because only total labour costs change.
110. An output gap, caused by a leftward shift of the *AD* curve, would be eliminated if
- a. wages rose quickly.
 - b. the *SRAS* shifted upward.
 - c. wages fell quickly.
 - d. real national income decreased.
 - e. prices rose quickly.

111. Demand-shock inflation is usually associated with major wars because the
- government must raise taxes to finance the war.
 - large increase in government spending is not matched by an equivalent drop in private consumption expenditure.
 - drop in the labour force because of the manpower needs of the armed forces causes shortages of labour.
 - government spending for social programs must be reduced to finance the increase in military spending.
 - prices always rise during a crisis.
112. The process of automatic adjustment of an economy, from an inflationary output gap, is best described by saying that wages
- do not adjust, but the *AD* curve shifts to the right
 - fall, unit costs fall and the *AD* curve shifts rightward
 - rise, unit costs rise and the *SRAS* curve shifts leftward
 - fall, unit costs rise and the *SRAS* curve shifts leftward
 - fall, unit costs fall, and the *SRAS* curve shifts rightward
113. Some economists argue that a recessionary gap may NOT be automatically eliminated, because wages
- never change in response to changes in demand for labour.
 - have a tendency to be sticky downward.
 - have a tendency to fall too quickly.
 - have a tendency to rise too quickly.
 - are flexible but prices have a tendency to be sticky downward.
114. If the economy in Figure 25-1 is currently producing Y_0 level of output, then to attain full-employment level of production Y^* , the
- SRAS* curve will shift to the right and intersect the *AD* curve at A.
 - LRAS* curve will shift to the left until it intersects the *SRAS* curve and *AD* curve at Y_0 output level.
 - AD* curve will shift to the right and intersect the *SRAS* curve at point B.
 - economy will stay at Y_0 level of production.
 - economy is in equilibrium and will not adjust further.

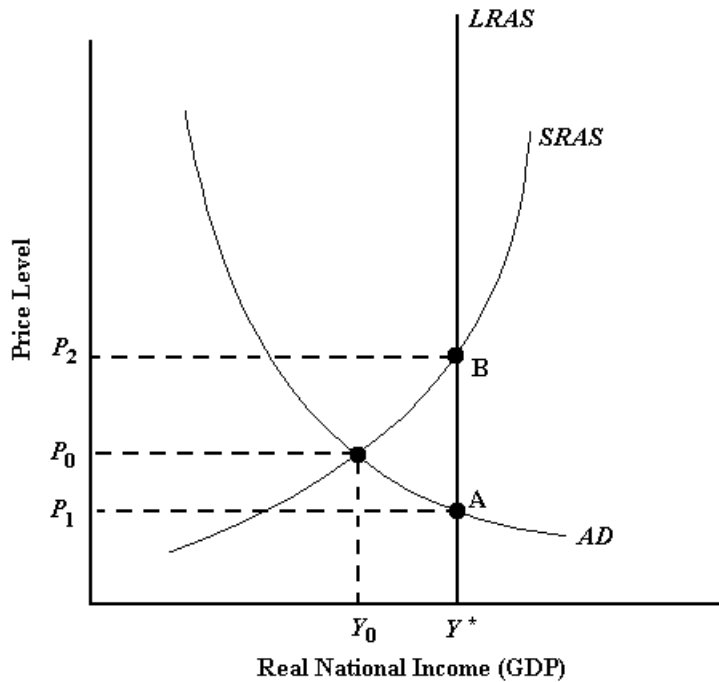


FIGURE 25-1

115. Referring to Figure 25-1, where the economy is currently in equilibrium at Y_0 , the appropriate fiscal policy response, to attain full employment output (Y^*), is
- an increase in personal income taxes.
 - a reduction in government spending on goods and services.
 - an increase in corporate income taxes.
 - an increase in government spending or reduction in personal income taxes or a combination of both.
 - an increase in interest rates to encourage increased savings.

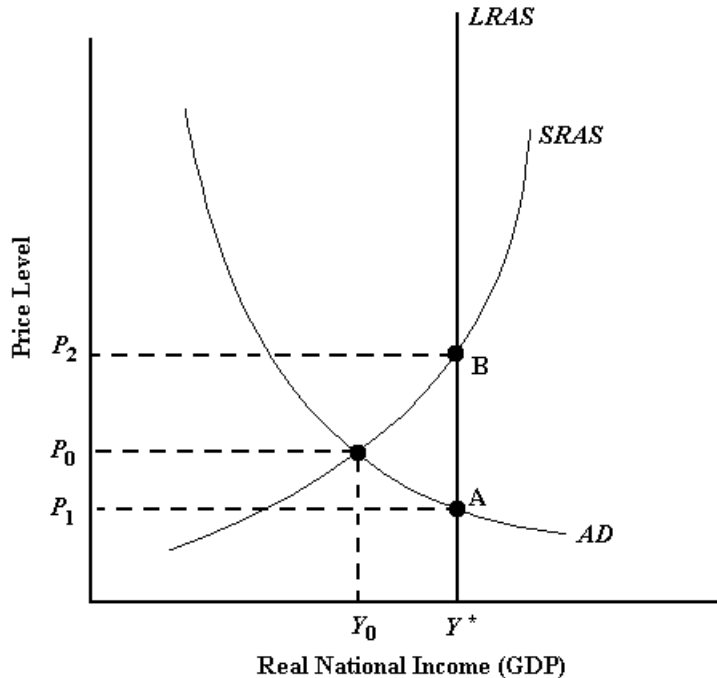


FIGURE 25-1

116. The effect of a temporary increase in short run aggregate supply on real GDP, starting from potential output, will be reversed in the long run with a _____ shift in _____.
- rightward; *SRAS*
 - rightward; *AD*
 - leftward; *SRAS*
 - leftward; *AD*
 - none of the above.
117. Referring to Figure 25-2, where the economy is in equilibrium at Y_1 , a contractionary fiscal policy restores potential output (Y^*) by shifting the
- SRAS* curve to the left to intersect *AD* at B.
 - LRAS* curve to the right to intersect both *AD* and *SRAS* curves at A.
 - LRAS* and *SRAS* curves to the left.
 - AD* curve to the right.
 - AD* to the left to intersect both the *LRAS* and *SRAS* curves at C.

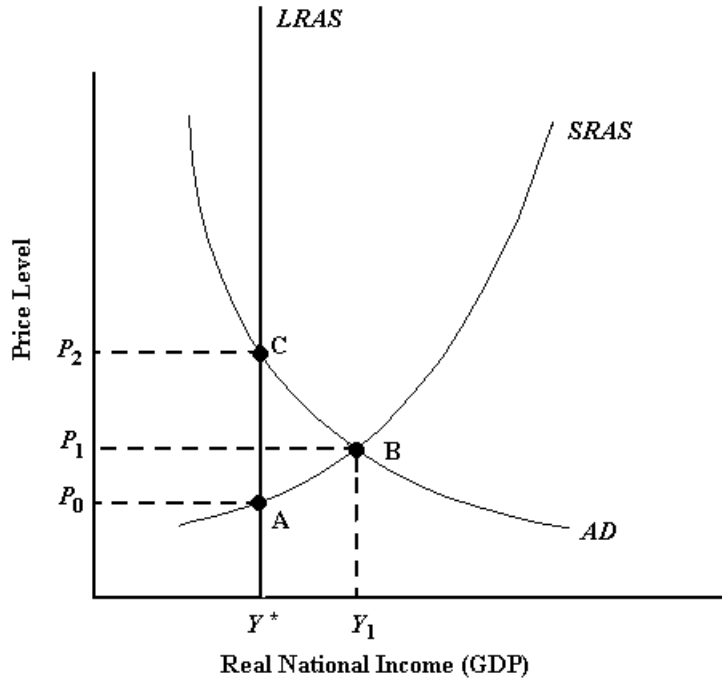


FIGURE 25-2

118. When economists argue that fiscal policy may NOT be effective in stabilizing the economy, the reasons they adduce are that
- households will tend to save the extra income brought by a tax cut rather than spend it.
 - private investment will be crowded out by government's borrowing in the money market.
 - there are considerable time lags in implementing fiscal policy.
 - all of the above.
 - none of the above.
119. The "paradox of thrift" is that in a recession the understandable tendency of worried people to increase their saving causes the resulting _____ in consumption expenditure to _____ the recession.
- decrease, deepen
 - decrease; eliminate
 - rise; deepen
 - rise; eliminate
120. In a boom, progressive income taxes act as an automatic stabilizer by _____ the marginal propensity to spend, and thereby _____ the multiplier.
- raising; raising
 - raising; lowering
 - lowering; raising
 - lowering; lowering

121. In Figure 25-3, with the economy starting at point E_0 , suppose the government embarks on a widespread infrastructure program as a means to increase AD to AD_1 . If this policy has been fully and widely anticipated, the likely result will be that the
- economy would move from E_0 to E_1 and eventually adjust to E_2 .
 - $SRAS$ curve would move quickly to $SRAS_1$ and the effect of the AD shock would be to move the economy directly to E_2 .
 - $SRAS$ curve would quickly shift to $SRAS_1$, and the AD curve would remain stationary, resulting in a new equilibrium at E_3 .
 - economy would immediately move from E_0 to E_1 as the AD curve shifts rightward, and remain there with a persistent inflationary gap.

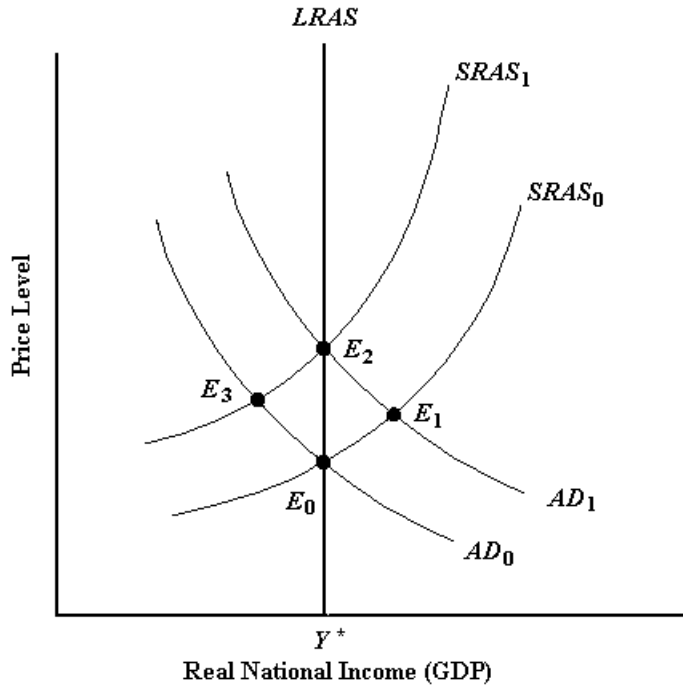


FIGURE 25-3

122. The Phillips curve describes the relationship between
- aggregate expenditure and aggregate demand.
 - the money supply and interest rates.
 - the rate of change of wages and output.
 - aggregate demand and the price level.
 - unemployment and the interest rate.

123. An important policy conclusion of the Phillips curve is that
- a. the real GDP can be maintained above the potential output without causing inflation.
 - b. the unemployment rate can be maintained at less than the natural rate in the long run.
 - c. an attempt to maintain real GDP higher than the potential output will result in accelerating inflation.
 - d. fiscal policy is most effective in controlling inflation.
 - e. none of the above.

Answer Key

- 106. e
- 107. d
- 108. c
- 109. c
- 110. c
- 111. b
- 112. c
- 113. b
- 114. a
- 115. d
- 116. c
- 117. e
- 118. d
- 119. a
- 120. d
- 121. b
- 122. c
- 123. c