

Human Nature (*in press, May 2013*)

The Insectan Apes

Bernard Crespi

Department of Biological Sciences,

Simon Fraser University,

Burnaby, British Columbia, Canada V5A 1S6

Email: crespi@sfu.ca

Phone: 778 782 3533

Fax: 778 782 3496

Abstract

I present evidence that humans have evolved convergently to social insects with regard to a large suite of social, ecological and reproductive phenotypes. Convergences between humans and social insects include: (1) groups with genetically and environmentally-defined structures; (2) extensive divisions of labor; (3) specialization of a relatively-restricted set of females for reproduction, with enhanced fertility; (4) extensive extra-maternal care, (5) within-group food sharing; (6) generalized diets comprised of high nutrient-density food; (7) solicitous juveniles, but high rates of infanticide; (8) ecological dominance; (9) enhanced colonizing abilities; and (10) collective, cooperative decision-making. Most of these convergent phenotypic adaptations stem from reorganization of key life-history tradeoffs due to behavioral, physiological, and life-historical specializations. Despite their extensive socio-reproductive overlap with social insects, humans differ with regard to the central aspect of eusociality: reproductive division of labor. This difference may be underpinned by the high energetic costs of producing offspring with large brains.

Key words

eusociality, cooperative breeding, social insects, convergence

Introduction

Since G. C. Williams (1957) posited that menopause may represent an adaptation founded in maternal care, and W. D. Hamilton (1966) suggested kin-selected benefits to grand-mothering, the hypothesis that humans exhibit a breeding system that includes evolved sterility and extensive alloparental care has motivated consideration of humans as cooperative breeders (Hrady 2009) or eusocial (Foster and Ratnieks 2005). Analyses of cooperative breeding models for helping to explain human social and reproductive evolution have centered primarily on benefits and costs of menopause, grandmothering, and other manifestations of paternal and alloparental care within and among human groups, as well as comparisons of humans with cooperatively breeding primates (especially callitrichids) and with other social mammals and birds (Hrady 2009; Strassmann and Kurapati 2010). These applications of the comparative method, and reproductive behavioral ecology, have generated substantial insights into the selective pressures that underly human reproductive life histories and behavior. Despite such progress, this field remains fraught with an extraordinary diversity of divergent results with regard to who helps and why, and the links of ecology and relatedness with human cooperative breeding behavior remain unclear (Sear and Mace 2008; Strassmann and Garrard 2011). How can such results be reconciled and extended, and such links be elucidated, to further our understanding of human social and reproductive biology?

I contend that humans have evolved convergently to eusocial insects with regard to key selective pressures and genetic substrates favoring care by individuals in addition to the mother (henceforth referred to as extra-maternal care). As a result of this convergent evolution, humans are actually more similar to eusocial and cooperatively-breeding insects than to most social vertebrates, for a suite of interacting social and reproductive traits. This argument is built upon five tiers of exposition and evidence.

First, I provide a brief overview of social systems and alloparental care among eusocial and cooperatively-breeding insects, social non-human vertebrates and insects, and humans. This section assembles the framework for recognizing convergences across

disparate taxa. Second, I describe a large suite of phenotypic similarities of humans with eusocial insects, each of which indicates convergent evolution from non-human or non-social related taxa, and overlap in the selective pressures that have potentiated and driven the evolution of extra-maternal care. These similarities are mediated by life-history wide reorganization of tradeoffs that leverage reproduction. Third, I describe extensive evidence, from evolutionary theory, human genetics, and anthropology, for an important role of the X chromosome in the evolution of human female reproductive physiology and behavior. Taken together, this evidence constitutes a 'haplodiploidy hypothesis' for human social-reproductive evolution, whereby the male-haploid pattern of inheritance and gene expression, as in Hymenoptera and Thysanoptera, has notably influenced the evolution of extra-maternal care. Fourth, I explicate a fundamental difference between humans and social insects: the presence in humans of fully-retained reproductive ability, expressed in the absence of lifelong reproductive division of labor. Human females thus all follow essentially the same, single life-history trajectory, in contrast to eusocial-insect females that diverge into queens and helpers. Finally, I emphasize that human among-population diversity in ecology and social structures compels the independent treatment of populations for comparative analyses of the causes of reproductive systems. Such extreme, facultative variability stems, however, from a single trajectory of social-evolutionary changes more or less concomitant to the origin of modern humans, which has generated the insectan apes.

Sociodiversity

I will compare humans with social insects, in the context of the extensive literature on human 'cooperative breeding'. The point of doing so is not to show that humans overlap with social insects for all or most of the phenotypes and parties involved in extra-maternal care - just for a considerable suite of the most important ones. Testing for such broad-scale convergences requires clarity in use of social terms and categories.

I use the term 'eusocial' following its original conceptualization and application, to refer to species with reproductive division of labor based on permanent life-historical differences referred to as castes (Crespi and Yanega 1995; Boomsma 2009). Reproductive division of

labor necessarily involves alloparental care, by workers or soldiers who normally reproduce less than the queen or reproductive pair. Formally, alloparental care refers here to tending, feeding, or defending of juveniles who are not direct descendants. More generally, 'extra-maternal care' can be defined as tending, feeding, or defending of juveniles by individuals other than the mother.

The term 'cooperative breeding' has been used rather variably by students of different social taxa (Strassmann and Clarke 1998; Hrdy 2009). For birds and non-primate mammals it normally refers to systems with facultative help, to a breeding pair, usually from young descendant kin (Stacey and Koenig 1990; Solomon and French 1997). For primates, it usually refers to systems with alloparental care, most prominently as found in humans and callitrichids, but it may also be generalized to extra-maternal care (Hrdy 2009).

Crespi and Yanega (1995) extended the category 'cooperative breeding' to invertebrates with alloparental care (but not castes), and discrete groups of helpers compared to reproductives, as a precondition to conducting comparative studies that include both vertebrates and invertebrates. Cooperatively-breeding insects include most small-colony forms (including, for example, most Polistine paper wasps, halictine and allodapine bees), that lack morphological differences between reproductives and helpers, and in which helpers can become reproductives (Boomsma 2009). It is important to note that focus on 'cooperative' breeding may tend to bias analyses against consideration of reproductive competition within human and social-insect groups, which is expected to constrain and structure forms of cooperation (Strassmann and Garrard 2011).

I focus on the presence and nature of convergence in phenotypic and genetic correlates of extra-maternal care between humans and, taken together, eusocial and cooperatively-breeding (here, 'social') insects. Given the high diversity of ecological and social environments within which humans are currently found, specific human groups, populations or cultures, rather than the human species as a whole, should be considered as units for comparison, analysis and discussion (Strassmann and Clarke 1998). Similarly, I draw on phenotypes from a wide range of social insects, that uniquely characterize some (or all) of them, and represent differences with respect to related non-social forms.

The insectan apes

Humans have previously been compared to social insects with broad strokes depicting similarities as regards cooperation and ecological success (e. g., Kesebir 2012; Wilson 2012). Do the commonalities go deeper, to shared suites of selective pressures, and convergent responses, that manifest in ways that are superficially divergent but fundamentally the same?

Hunter-gatherers and other relatively small-scale human groups can be viewed with fresh conceptual eyes as overgrown insects. From this perspective, specific phenotypes that humans share with social insects can first be considered piecemeal, and then causally connected into sets of adaptations and tradeoffs. I focus first on similarities. Humans obviously also differ from social insects in diverse and important ways, but none of these take away from the core convergent overlaps.

(1) The colony, nest, hive, and group

Groups - colonies - are comprised of individuals connected by varying degrees and categories of genetic relatedness, such that within-group average relatedness is usually relatively high (at least for subsets of individuals), and relatedness to other (even nearby) colonies is relatively low (Chagnon 1988; Boomsma and Ratnieks 1996; Harpending 2002; Bowles 2006, 2009). Human groups exhibit nested hierarchical structure (from nuclear families, to extended families, lineages, bands, and tribes)(e. g., Service 1975), with the residential local band representing the apparent closest behavioral analog to social insect colonies. Groups of both humans and social insects have discrete boundaries and cues of unique identity (culture and language, or chemicals), that allow individuals to readily distinguish members versus non-members (e. g., Boyd and Richerson 1987; Nettle and Dunbar 1997; van Zweden and d'Ettorre 2010). Conflicts are well-documented, within groups, between sets of individuals harboring divergent fitness interests (e. g., parents and offspring, or factions of kin), but they are usually more or less resolved and tend to impose low costs on total group reproductive output. Within groups, prosocial behavior generally predominates (Whiten and Erdal 2012), along with repression of self-serving

nepotism that would otherwise impose group-wide costs (Frank 2003; Gardner and West 2004; Úbeda and Duéñez-Guzmán 2010), commonly in the form of policing and punishment (Henrich et al. 2001; Ratnieks and Wenseleers 2005; Mathew and Boyd 2011). An individual's inclusive fitness depends to a considerable degree upon group survivorship, growth, and reproduction (e. g., Oster and Wilson 1978; Bowles 2009; Jones 2011).

A fundamental ecological basis for sociality is the 'basic necessary resource' which comprises a long-lasting, highly-valuable, socially-improvable and defensible nest, hive, burrow, territory, or large, interactive group itself (Alexander et al. 1991; Crespi 1994, 2009; Kokko et al. 2001). Material or reproductive-opportunity inheritances, following death of a relative, can greatly-enhance inclusive fitness and may be strongly contested (Ragsdale 1999; Gibson and Gurmu 2011; Leadbeater et al. 2011; Hill and Hurtado 2012). Thus, relative peace is punctuated by episodes of intense conflict, usually divisive along lines of kinship or inheritance (e. g., Chagnon 1988; Heinze 2004; Heinze and Weber 2011).

(2) Divisions of labor

Within groups, individuals differ in behavior, with life-history, behavioral and ecological specializations according to age, sex, condition, and skills (e. g., Wilson 1971; Ratnieks and Anderson 1999; Henrich and Boyd 2008; Gurven and Hill 2009; van Schaik and Burkhardt 2010). The primary group tasks include construction of material objects, foraging, hunting, harvesting, defense, reproduction, and care for offspring (feeding and otherwise tending). These tasks trade off with one another to varying degrees, but individual specializations reduce the magnitudes of the tradeoffs. Success in some tasks, such as defense and foraging, are functions of group size (Bourke 1999; Kokko et al. 2001; Gautrais et al. 2002; Rodriguez-Serrano et al. 2012). Group-wide, distributions of behavioral allocation are organized, across time, via summations of individual-level interactions, using salient information on environmental and social conditions.

(3) Queens of the apes

A small subset of individuals - queens or females aged about 20-35 – have evolved to become relatively-specialized in reproduction (Wilson

1971; Strassmann and Warner 1998; Crespi 2009; Kachel and Premo 2012). These individuals have enhanced fertility (compared with related non-social or non-human taxa) underlain by physiological specializations for relatively-rapid production of individual offspring (Wilson 1971; Kramer and Ellison 2010). Reproductives differ from other females with regard to patterns of fat deposition and use, gluteofemoral in human and thoracic and abdominal in insects (Lessek and Gaulin 2007; Leonetti and Chabot-Hanowell 2010). Females also have evolved to exhibit 'honest' phenotypic signals of high fertility (Monnin 2006; Singh et al. 2010), which appear to solicit increased, selective investment from others (Hagen and Barrett 2009; Hill and Hurtado 2009, 2012). Colonies, or reproductive females, engage in a 'bang-bang' life-history pattern, with an extended period of growth and somatic investment (compared to sister taxa), followed by a relatively short period of offspring production (Oster and Wilson 1978; Crespi 2009; Kramer and Ellison 2010).

(4) Helpers at the colony

Reproductives are accorded help in offspring production and rearing from other individuals in the group, especially from kin who are not currently reproductive, and less commonly from other actively-reproductive females. Helpers may gain inclusive fitness benefits in part from ability to increase production of close relatives before they reach adulthood (thereby gaining fitness benefits even in the event of their death as a juvenile)(Queller 1989, 1994; Gadagkar 1991; Kramer 2011) or after they are reproductively senescent (Uematsu et al. 2012). If a reproductive dies, her offspring may still be reared to adulthood by other members of the group (e. g, Gadagkar 1991; Lahdenperä et al. 2011). Maximum lifespans are notably extended for some or all categories of females, due in part to ecologically and socially-based reductions in extrinsic mortality rates, and also in part to benefits from the helper-reproductive system (Keller and Genoud 1997; Clutton-Brock 2009; Parker 2010; Kim et al. 2012).

(5) The social stomach

Groups engage in central-place foraging, with highly-generalized and diverse but relatively high-quality diets. Food is extensively shared within groups (Wilson 1971; Hunt and Nalepa 1994; Gurven 2004; Gurven and Hill 2009) resulting in a more or less generally pooled

energy budget (Kaplan and Gurven 2005; Reiche et al. 2009; Haig 2010; Hou et al. 2010; Kramer and Ellison 2010), but with preferential feeding of reproductives and individuals who otherwise differentially-benefit and are less able to forage on their own (e. g., juveniles)(Hunt and Nalepa 1994; Hagen and Barrett 2009; Hill and Hurtado 2009). Juveniles are fed specialized, masticated, high-quality foodstuffs (Sellen 2007; Hunt and Nalepa 1994). Due to their large foraging labor forces, groups reduce temporal variance in food acquisition rate, which enhances the growth, survival and reproduction of social groups (Wenzel and Pickering 1991).

(6) Larder, barn, harvest, slaughter

Selective pressures for utilization of diverse foods, to maintain large, dense groups, have resulted in novel, socially-mediated nutritional and food-gathering adaptations. Some groups have adopted forms of agriculture, which result in highly-specialized diets, larger group sizes, and more-elaborated divisions of labor (Mueller et al. 1998). Animal husbandry has also been taken up by some groups or species, whereby renewable secretions are adaptively utilized as food (Schultz and Brady 2008). Nomadic lifestyles, based on local resource depletion followed by whole-group movement, have evolved in some groups and species (Kelly 1983; Gotwald 1995).

(7) Offspring, sex, and the colony

Young offspring attract attention from potential caregivers with positively-reinforcing and need-indicating stimuli (Wells 2003; Kaptein et al. 2004; Hrdy 2009; Mas and Kölliker 2008). However, juveniles are frequently killed by related group members at early (especially egg and newborn) life stages, especially under poor social or ecological conditions (Hausfater and Hrdy 1984; Crespi 1992; Hrdy 1999). Among survivors, sex-biased parental and alloparental investment is common, being mediated by genetic relatedness, local socio-ecological conditions, and who controls different aspects of investment (Crozier and Pamilo 1996; Cronk 2007).

(8) Hostile forces of nature

Groups are ecologically dominant with regard to most predators and interspecific competitors, due to their force of numbers and abilities to hunt, defend, and forage more efficiently than related species.

Microparasites and intraspecific competition represent relatively-important selective pressures impacting on individual and group survival and reproduction (Barrett et al. 1998; Schmid-Hempel 1998; Dennen 2005; Bowles 2009, 2012). During intraspecific conflicts, some individuals specialize for self-sacrificial success in group versus group combat ('warfare') against individuals of other groups (e. g., Keeley 1996; Hölldobler 2010). Extensive adaptations for hygiene have evolved (in the context of very high local densities of related individuals within groups)(Curtis 2007; Fefferman et al. 2007), and some aspects of mating patterns, such as choices and numbers of mates, may be driven by strong selection from parasites. Many groups have high survivorship, and may persist for numerous generations, with turnover of reproductives. Individuals are highly dependent on the social group and could not survive for long without the diverse benefits that it provides.

(9) Colonizing colonies

Groups send out dispersers of one or both sexes, just before their usual age for initiation of reproduction (e. g., Wilson 1971; Strassmann and Clarke 1998). Ability to colonize rapidly, across large geographic regions, appears to be enhanced by demographic fertility benefits of social cooperation, as well as by ecological generalism and flexibility, and relative ecological dominance (Wells and Stock 2007; Moreau et al. 2011). Groups may reproduce and colonize new areas by 'swarming', whereby groups of individuals disperse together, thereby avoiding a highly-vulnerable stage of founding by few individuals (Loope and Jeanne 2008; Cronin et al. 2013).

Demographic expansions and colonization are mediated by aspects of social structure (e. g., Wilson 1971; Jones 2011), and often have severe ecological impacts on other species (Diamond 2005; Powell 2011).

(10) The social - insect - brain

Group decision-making is commonly collective, in being based on summation of many independent sources of information (Wilson et al. 2004; Seeley 2010). Information salient to group survival and reproduction is stored in a distributed, dynamically-maintained manner, and communicated through pairwise, one-to-many and many-to-one interactions that often involve parallel processing (Hirsh

and Gordon 2001). Some information transfer deploys symbolic communication systems (Seeley 2010), the only such systems well-known among animals.

Based on these ten considerations, humans appear to resemble social insects in myriad ways, despite their profound evolutionary legacies of differences. Humans also differ from social insects in many fundamental ways, as witnessed for example by human social learning, high individual intelligence, extensive paternal care, complex hierarchical group structures, and lack of reproductive castes (as discussed below in more detail), but these differences are not relevant to the existence of convergent similarities. Most generally, the socioecological 'niche' inhabited by social insects and humans centers on cooperative and collective behavior, generalist high-quality diets, food-sharing, especially-valuable and long-lasting 'basic necessary resources', and divisions of labor. These convergences are fundamentally inter-related, due largely to their evolution involving changes to life history tradeoffs.

Social life histories alleviate tradeoffs

Tradeoffs structure central aspects of ecology, behavior, physiology, and development, and thus constrain inclusive fitness and demographic success of individuals, groups and populations. Social behavior assuages tradeoffs, among both humans and social insects.

The energetically-based size-number tradeoff has been shifted among humans and social insects through extra-maternal care increasing the amounts and rates of resource that can be allocated to reproduction (Hrady 2005; Kramer 2010). Among great apes, interbirth intervals have been notably reduced along the human lineage, and among human populations, shorter interbirth intervals have been associated with higher levels of extra-maternal care (Hrady 2009; Quinlan and Quinlan 2008). In social insects, queens produce eggs, and offspring biomass, at higher rates than among non-social insects, due to morphological and physiological specializations as well as help (Wilson 1971). Within both humans and social insects, fecundity and longevity demonstrate little or no tradeoff under natural-fertility conditions (Le Bourg 2007; Mitteldorf 2010; Schrempf et al. 2011), presumably due, at least in part, to direct and follow-on effects from extra-maternal care.

Tradeoffs are commonly alleviated via specialization. Among social insects and humans, individuals specialize for particular tasks especially along lines of age and sex (Ratnieks and Anderson 1999; Kramer 2010; Leonetti and Chabot-Hanowell 2011), as well as across females of similar ages. Relatively safe tasks, and tasks within the social group, are pursued more-commonly by younger individuals. Among social insects, however, helping leads to increased mortality rates, which can select for increased queen-helper divergence in behavior and life history (Crespi 2009). By contrast, among humans, help in offspring production (mainly by juveniles, mates and post-reproductives) shows little evidence of strong mortality-related costs, perhaps in part because most of the tasks involved are much less dangerous, and individuals (and groups) are more ecologically dominant as regards effects from predation.

More generally, as a result of task specializations, tradeoffs of reproduction with all other energy and time-demanding activities are reduced, and efficiency in specific tasks is enhanced and may additionally increase with age (e. g., Walker et al. 2002; Quinlan and Quinlan 2008). Tradeoffs may also be reduced through temporal, life-historical separation of extra-maternal care from reproduction, with relatively low opportunity-cost help being provided by female and male juveniles (e. g., termites, wasps and humans), and by post-reproductive females (Alexander et al. 1991; Kramer 2005; Hagen and Barrett 2009; Uematsu et al. 2010).

Relatively-large human groups represent an apex of task-specific specializations, given their diversity of material and informational culture, long lifespans, and broad ranges of foods utilized in different ways. Among insects, morphological caste diversity, and shifts in worker task with age, appear to be most pronounced among eusocial ants and bees with larger colony sizes (Grüter et al. 2012; Rodriguez-Serrano et al. 2012), where lifetime specialization need not impose strong constraints on colony-level behavioral flexibility. High levels of specialization within large social insect colonies presumably increase individual efficiencies and colony ranges of skills, as well as colony-level survivorship and reproduction as emergent social phenotypes subject to selection (Oster and Wilson 1978; Grüter et al. 2012). By contrast, within human groups of hunter-gatherers, individual and group-level costs and benefits to specialization remain largely unexplored, except in the contexts of hunting compared to gathering

among males and females, and cooperative breeding as an age-structured adaptation.

Taken together, these reductions and alterations in tradeoffs appear to underpin many of the convergences of humans with social insects, especially those that hinge upon reproduction. But the evolution of social-reproductive systems depends on interactions, or synergisms, of genetic with ecological, behavioral, and life-historical factors. Have the roles of genetics and relatedness in maximization of inclusive fitness shifted as well, for humans and social insects?

Homo haplodiploides

The 'haplodiploidy hypothesis' for roles of high among-sister genetic relatedness, and relatedness asymmetries, in the many origins of eusociality among Hymenoptera, has attracted considerable attention for almost 50 years. The resulting bodies of work include evidence that haplodiploidy matters to the origins and evolution of social cooperation, conflict, and eusociality, though in ways that are complex and challenging to discern (Gardner et al. 2012).

Humans and most other mammals are also, of course, haplodiploid, though only for their X chromosome. As in haplodiploids, X ploidy mediates sexual dimorphism (Crespi 2008), though for humans in conjunction with its degenerate homologue, the Y. Among haplodiploid insects, this genetic system has been posited to influence social evolution through several inter-related effects, including $3/4$ relatedness between full sisters (higher than their $1/2$ relatedness to own offspring, and $1/4$ to brothers), consequent relatedness asymmetries (deviations from all- $1/2$, among group members), and population-genetic effects on allele-frequency change, for genes that underly social evolution, due to male haploidy's higher exposure of alleles to selection.

The hypothesis that haplodiploid X chromosomal effects modulate the evolution of human social behavior, and cooperative social systems, has yet to be systematically investigated. This dearth of study has probably persisted so long because the X comprises only about 4% of the human genome, and should thus represent a small, special-interest faction (Haig 2006), compared to the massive autosomal majority, in the parliament of intragenomic cooperation and conflict (Strassmann and Queller 2010) - with the X and autosomes expected

to commonly be in conflict with one another with regard to social and sexual phenotypes (Frank and Crespi 2011). But from theory, what are the interests of X-linked genes, should they be met, and from available evidence, do they shape organism-level behavior and reproduction?

Population genetics theory

From population-genetic theory, the haploid nature of the X in males, and the inactivation of one X chromosome in female cells (for about 80-85% of X-linked genes; Berletch et al. 2011), means that genetic and epigenetic variation on this chromosome may exert phenotypic effects, and thus be visible to selection, more strongly than for autosomes (Jablonka 2004). Moreover, to the extent that most adaptive variants are lost early in their allelic lives, due to drift being stronger than selection, the X may be more likely than autosomes to fix beneficial genes as evolutionary change proceeds (Reeve and Shellman-Reeve 1997; Graves et al. 2006; Viciso and Charlesworth 2009; see also Hvilsom et al. 2012).

The X is also expected to harbour a preponderance of genes related to sex and reproduction, given that its different ploidy in the two sexes serves as a substrate for sex-specific phenotypic effects (Skuse 2006a,b; Crespi 2008). By these predictions, the X is uniquely 'powerful' as regards generation of variation and strength of selection, the two main drivers of evolutionary change, with an emphasis on sexual and reproductive phenotypes.

Social evolution theory

From social-evolutionary theory, gene expression on the X is expected to favor maternal, and matrilineal (inherited along female lines), interests, due to this chromosome's increased selective time spent in female bodies compared to males, and its inheritance from females twice as often as from males (Haig 2006; Frank and Crespi 2011). As such, the X may be expected to accumulate genes specialized to benefit females and mothers, and genes with sexually antagonistic effects that benefit females and mothers but also impose costs (that do not overmatch such benefits, from an inclusive fitness standpoint) on males, fathers, and offspring (Rice et al. 2010). By this body of theory, X expression should evolve to favor female and

matrilineal interests (though these may sometimes differ), as regards reproduction and its socially-mediated determinants.

Haplodiploidy, and by extension X linkage, are also predicted to favor the evolution of eusociality under some models via synergistic interactions with monogamy (Fromhage and Kokko 2011). This effect may be salient to humans given that increased paternal investment, and a relatively monogamous mating system, have evolved along the human lineage, but robust tests of such theory are challenging. More generally, socially or genetically monogamous mating systems appear to be associated with the evolution of extra-maternal care among both humans and social insects (Boomsma 2009; Gardner et al. 2012; Henrich et al. 2012; Lukas and Clutton-Brock 2012), although in eusocial insects, male extra-maternal care is largely restricted to the haplodiploid gall thrips (Crespi et al. 2004) and diploid termites (Bignell et al. 2011).

X expression and effects

How well are these predictions from theory met? From studies of tissue expression patterns and gene functions, the X chromosome clearly harbours a disproportionate preponderance of genes involved in reproduction and cognition (including so-called intellectual-disability risk genes), and genes expressed in ovary, placenta, and brain, with especially-high expression of X-linked genes in the brain (Zechner et al. 2001; Vallender and Lahn 2004; Vallender et al. 2005; Graves et al. 2006; Nguyen and Disteché 2006). Offspring-expressed genes that reduce demands on mothers also appear to be concentrated on the X (Haig 2006), as do genes for 'prosocial' behavior and verbal skills (Loat et al. 2004). The human evolutionary trajectory towards shorter interbirth intervals may also reflect maternal and female interests relative to interests of offspring (Haig and Wharton 2003; Crespi 2011), although its genetic bases remain to be investigated.

Large-scale gains and losses of X chromosome material in humans manifest most prominently in Turner syndrome among females (XO, or partial deletion of the Xp chromosome arm) and Klinefelter syndrome among males (usually XXY). Females with Turner syndrome exhibit selective deficits in social behavior (which is normally better-developed in females than males), as well as a diverse set of other male-biased physical and cognitive phenotypes

(Crespi 2008). Klinefelter syndrome also engenders social abnormalities, but they manifest as high rates of schizophrenia and related conditions in adulthood, and relatively poor verbal skills (Crespi et al. 2009); as infants, they have been described as ‘easy’ babies, and as children, they are notably shy and reserved (Schoenstadt 2006). These findings generally corroborate important roles of X-linked genes in social-behavioral and other cognitive traits, as well as reproduction.

Finally, X-chromosomal genes show strong, differential effects on risk and expression of premature ovarian failure (POF)(Cordts et al. 2011; Jiao et al. 2012), defined clinically as loss of ovarian function at an early age (40 years or younger) due to loss or depletion of oocytes (Skillern and Rajkovic 2008; Reddy et al. 2009; Persani et al. 2010). Premature ovarian failure represents the extreme of continuous age-based variation in ovarian function, with normality being represented by menopause at around age 50 (Reddy et al. 2009; He et al. 2010; Persani et al. 2010). As such, many or most cases of POF represent ‘pathologically’ early menopause. Like age at menopause, POF is highly heritable; moreover, some POF genes and pathways are also implicated in menopause age within the normal range, and with aging itself (Monget et al. 2012; Qin et al. 2012; Semeiks and Grishin 2012). Turner syndrome shows very high rates of POF (Skillern and Rajkovic 2008; Persani et al. 2010), as does fragile X syndrome (due to reduction or loss of function for the X-linked FMR1 gene; Sullivan et al. 2011), and heterozygous loss of function in the tumor-suppressor gene PTEN (Reddy et al. 2009). All three of these important causes of POF are also associated with autism spectrum disorder (Miles et al. 2003), suggesting pleiotropic molecular-developmental links between reproduction and social cognition.

The X in human extra-maternal care

The social-insect haplodiploidy hypothesis was originally set in a hymenopteran pedigree contextualized for helping of mother by sets of her offspring that are full sisters. Let us situate the X chromosome (and autosomes) in a patrilocal pedigree of humans (Figure 2), and presume, based on the theory and evidence described above, that it influences social-behavioral-reproductive interactions that impact upon inclusive-fitness maximizing by the parties involved. With regard to extra-maternal care, salient differences from diploidy

include higher relatedness ($3/4$) among full sisters, but lower relatedness of sisters to brothers ($1/4$), and higher relatedness ($1/2$) of paternal grandmothers to grand-daughters, but lower relatedness to grand-sons (0).

High full-sister relatedness could, in theory and under some sex-allocation scenarios, facilitate daughters helping their mother, by investing differentially in further daughters, as suggested originally for Hymenoptera. The efficacy of this scenario should be constrained, however, by the long, slow human childhood, such that females must presumably be at least 8-10 years of age to provide much help to younger daughters - an age when helping would begin to more and more strongly impact on their future personal reproduction. Moreover, the correct brood sexes need be produced at appropriate age ranges, and daughters of all preadult ages would also still be competing among themselves for forms of maternal investment - reducing X-chromosome allele success without mechanisms to reduce local resource competition, as for autosomes (Johnstone and Cant 2010; Strassmann and Garrard 2011; Mace and Alvergne 2012). Although, for alleles on the X, daughters should be nicer to sisters than brothers (see Rice et al. 2010), such supportive behavior would thus not be likely to translate into substantial extra-maternal help.

Stronger positive effects of paternal grandmothers on grand-daughters ($r=1/2$) than on grand-sons ($r=0$) have been implicated by human comparative data (Fox et al. 2009; Wilder 2010), which provides convergent evidence supporting a role for X-chromosome effects on care, cooperation, and help in reproduction (see also Jamison et al. 2002; Tanskanen et al. 2011). These relatedness effects are embedded within a pedigree framework where focal females (Figure 2) are unrelated to their mothers-in-law but related $1/2$ to own offspring (for a relatedness difference of $1/2$). In such a family situation, mothers-in-law prefer to produce and care for own daughters over grandchildren, but to a lesser relative degree ($r = 1/2$ compared to $1/4$, for a relatedness difference of $1/4$) (Cant and Johnstone 2008)(Figure 2). These relatedness disparities represent strong variation in the magnitude of selection for helping versus reproducing, which should tend to tip the balance towards menopause and paternal-grandmaternal care (Cant and Johnstone 2008; Cant et al. 2009).

Focal females (Figure 2) will also be more fecund, and produce children with fewer *de novo* mutations and better overall health (te Velde and Pearson 2002; Kong et al. 2012; Myrskylä and Fenelon 2012) due to their younger age, and their mates should tend to prefer own offspring over additional (full or half) sibs, especially if their mother will assist with their care (Crespi 2009). Increased investment overall in daughters - by mothers and grandmothers - may also be favored by the X, given that under patrilocality females disperse, reducing local competition for reproductive resources among sisters (Strassmann and Garrard 2011)(see also Haig 2006). This daughter-biased sex-investment ratio effect may additionally favor paternal-grandmother help - and make humans like some social insects in an additional vein (Cronin et al. 2013). Finally, Figure 2 also shows that, curiously, only the focal female shows a lack of intragenomic X versus autosome conflict due to a lack of relatedness asymmetries, which should presumably benefit both these individuals and their descendant kin.

Among hymenopteran and thysanopteran insects, the hypothesized facilitating impacts of haplodiploidy on the evolution of eusociality are limited predominantly by selection for sex-allocation ratio balancing (Gardner et al. 2012). However, sex ratios with biases that are 'split' between families can sustain local, more or less conditional female biases that may favor helping (Gardner et al. 2012). Among human families, split sex investment ratios may arise naturally due to variation in whether the paternal (or other) grandmother is alive and present. Moreover, grand-daughters may differentially seek out, and benefit from, paternal grandmaternal care, due to their high relatedness to these potential helpers for the X chromosome, and more general relatively-pronounced benefits from transmission of cultural information from especially-old to especially-young females. Rice et al. (2010) describe and analyze recent evidence for increased care devoted to grand-daughters compared to grandsons, by both paternal and maternal grandmothers, and Holden et al. (2003) show how daughter-biased investment by parents and grandparents can favor the evolution of matrilineal inheritance patterns. Lower levels of genomic conflict of daughters with grandmothers than mothers might also facilitate such care, due to daughters' low relatednesses to grandson brothers for the X ($1/4$), although formal modelling is

required to evaluate the presence and efficacy of any such effects (see also Rice et al. 2010).

The haplodiploidy hypothesis for human extra-maternal care is meant less as an over-arching driver for the evolution of grand-maternal help than a synergistic or auxiliary factor, which may be important in getting this form of care started, and in structuring patterns of care variation among populations, societies and extended families.

Moreover, despite the extraordinary evolutionary powers vested in the X, it still competes with a powerful autosomal cabal. Further analysis of this genetic facet of insectan apes requires inclusive-fitness modelling, and collection of anthropological data targeting the key assumptions and predictions.

The essential difference

I have focused so far on convergent similarities of social insects with humans, with regard to morphology, ecology, life-history, behavior, and genetic relatedness. These convergences are notable, but must be considered in the context of a fundamental difference: the general absence, in humans, of reproductive division of labor (castes). Unlike social-insect females, human females normally reproduce, barring early death or disease. Among other animals, the evolution of reproductive division of labor involving alternative, exclusive life-history trajectories is determined by the benefits and costs of reproductive suppression (by dominant reproductives), and the benefits and costs of being suppressed and self-suppressing (among subordinate helpers), in the context of relatedness, ability to dominate, and especially the costs to dominants of subordinate reproduction (Clutton-Brock et al. 2010). These costs and benefits accrue to both individuals, and their social group - to the extent that group success mediates individual inclusive fitness, as it certainly does in humans and social insects.

How and why has human evolution avoided a eusocial system of dystopian reproductive castes, or cooperative breeding, among fertile-age females? The simplest hypothesis is that benefits from lifelong female helping, in terms of additional offspring produced by relatives, are too low to overcome the large personal reproductive costs. Such benefits are low, in turn, mainly due to severe limitations

on increases to female fecundity, that follow inevitably from the high energetic costs of producing large, and large-brained, offspring (Cant and Johnstone 1999; Isler and van Schaik 2012). Augmentation effects, whereby mothers as well as social groups increase fitness from larger group sizes (at least to some point; Quinlan and Flinn 2005), would also favor reproduction by all reproductively-capable females (Figure 1).

Alternatively, what about decreases to fecundity, falling differentially on socially-subordinate females (Nichols et al. 2012)? Under relatively-strong ecological constraints, which presumably have not been unusual during human evolution, energy available to a human group may fall below requirements for maintaining all reproductive-age females at energetic levels required for sustaining pregnancy and lactation. In such circumstances, socially-dominant females should, to the extent they can, tend to more or less monopolize reproductive resources and breed, while less-dominant females may still contribute to group, family and personal benefit, but forego reproduction via amenorrhea or high rates of early miscarriage, until energetic conditions improve. Lahdenperäa et al. (2012) indeed suggest, based on data from pre-industrial Finns and an inclusive fitness model, that ecological resource scarcity has mediated the evolution of menopause, in the context of mothers competing with mothers-in-law.

This social-ecological system, which represents a form of cooperative breeding but with relatively low reproductive skew, is characteristic of banded mongooses (Bell et al. 2012) and asexual *Pristomyrmex* ants (where it has been invaded by less-helpful cheaters; Dobata et al. 2009) - is it also found among hunter-gatherer humans? Do the unique human-female propensities to delay first reproduction, sequester gluteofemoral fat, advertise fertility, and minimize daily energy invested in pregnancy and lactation (Ellison 2003; Leonetti and Chabot-Hanowell 2011) follow from such considerations? And might such highly-facultative, ecologically-driven cooperative breeding provide group-level benefits, via maximizing overall offspring-production across highly temporally-variable levels of resources? By contrast, an egalitarian, non-cooperatively breeding 'solution', which may be more-favored by most males in the group and better-sustain group-wide cooperation, would involve more-equal allocation to females of reproductive resources, but result in increased mean and variance for offspring and mother mortality.

Data salient to testing these hypotheses, which determine the degree to which humans resemble cooperatively-breeding and eusocial insects as regards reproductive division of labor, presumably exist in the anthropological literature, or await collection.

Insectan human nature

The main goal of this paper has been to motivate consideration of human social-reproductive phenotypes in the light of insect cooperative breeding and eusociality. Three primary implications ensue.

First, the broad swath of human convergences with social insects described here compels the inference that common selective pressures have driven human and social-insect evolution. As such, explanatory frameworks and theory can usefully be transferred from one domain, and research tradition, to the other. The worldwide ecological and demographic 'success' of both humans and social insects also appears to follow from comparable social and reproductive adaptations, although in humans the behavioral components of such traits are, of course, much more facultative and sophisticated. Considering human hunter-gatherer groups as 'colonies' (e. g. Kramer and Ellison 2010) should lead to additional comparative insights into both human and social-insect evolution.

Second, development of a 'haplodiploidy hypothesis' for human social cooperation, and its logical consequences, leads to novel predictions concerning the potential role of the X chromosome in the evolution of human extra-maternal care. This hypothesis also draws needed attention to genetically-based proximate mechanisms for the evolution of female reproduction, menopause, long human lifespans, and human social cognition and behavior, which should dovetail with ultimate causes as well as directing data collection along promising new paths.

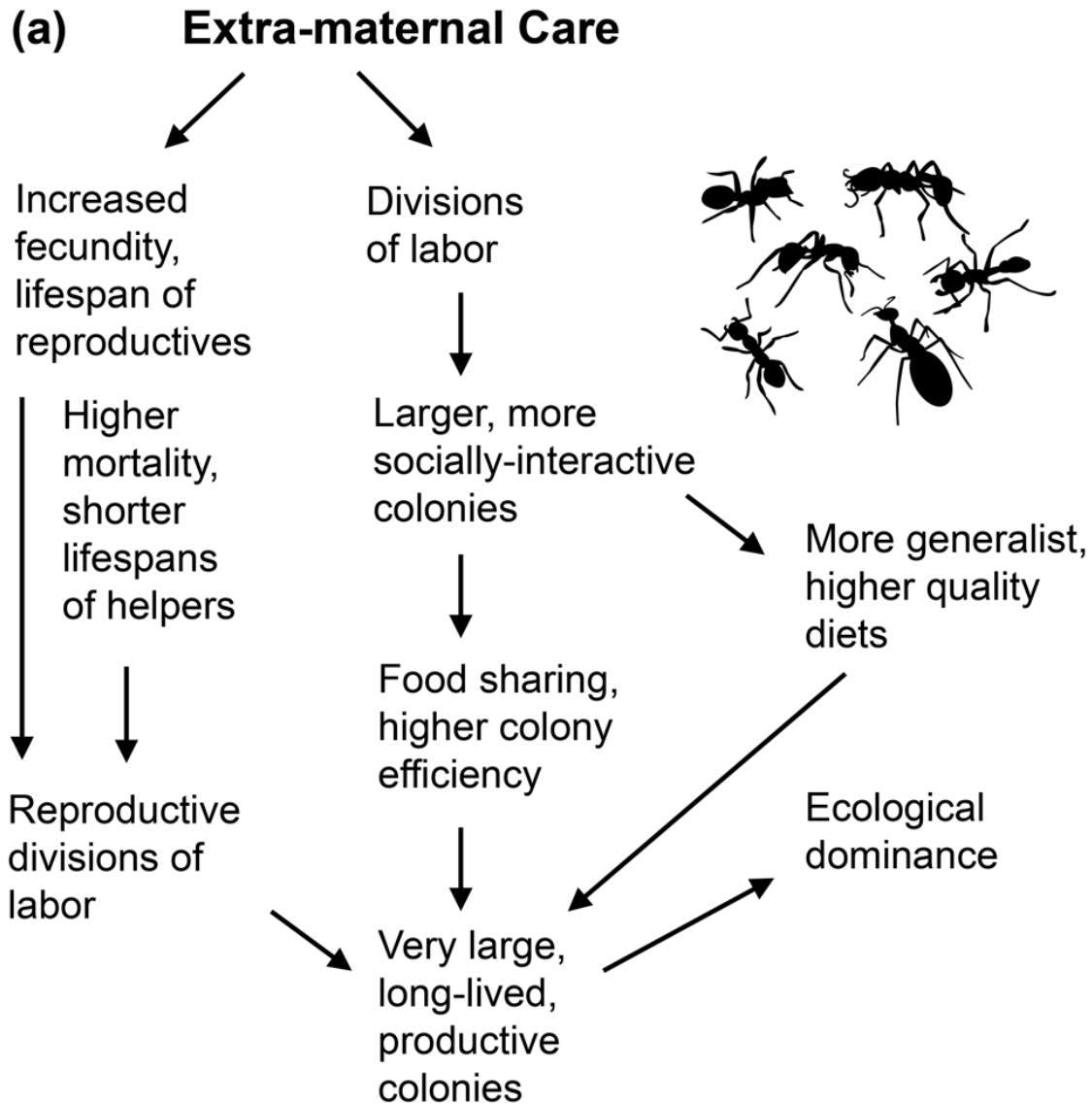
Finally, conceptualizing humans as insectan apes further highlights the tremendous diversity among human groups with regard to ecological and social traits that impact upon local forms of extra-maternal care (Valeggia 2009; Kramer 2007, 2010; Sear and Mace 2008; Strassmann 2011). Such variation parallels the huge sociodiversity among cooperatively-breeding and eusocial insects, and implies that understanding human extra-maternal care systems

requires linking of ecology, demography and sociality with female reproductive behavior strictly on a population by population basis. How and why humans, and social insects, originally evolved extra-maternal care remains a deeply challenging question, but analyses of convergence provide important clues concerning the selective underpinnings of the extraordinary results.

Acknowledgements

I am grateful to L. Betzig, A. Bourke, F. de Ubeda, P. Ellison, S. Frank, E. Hagen, K. Hill, A. Mooers, P. Nepomnaschy, T. Schwander, B. Strassmann and P. Turke for helpful comments, and to L. Betzig and J. Lancaster for inviting me to contribute this article. I thank the Natural Sciences and Engineering Research Council of Canada for financial support and S. Read for technical assistance.

Figure 1. Convergent relationships of extra-maternal care with a set of causally-associated individual-level and group-level traits, among social insects (a) and humans (b). Differences between social insects and humans are shown in *italics*, on (b).



(b) Extra-maternal Care

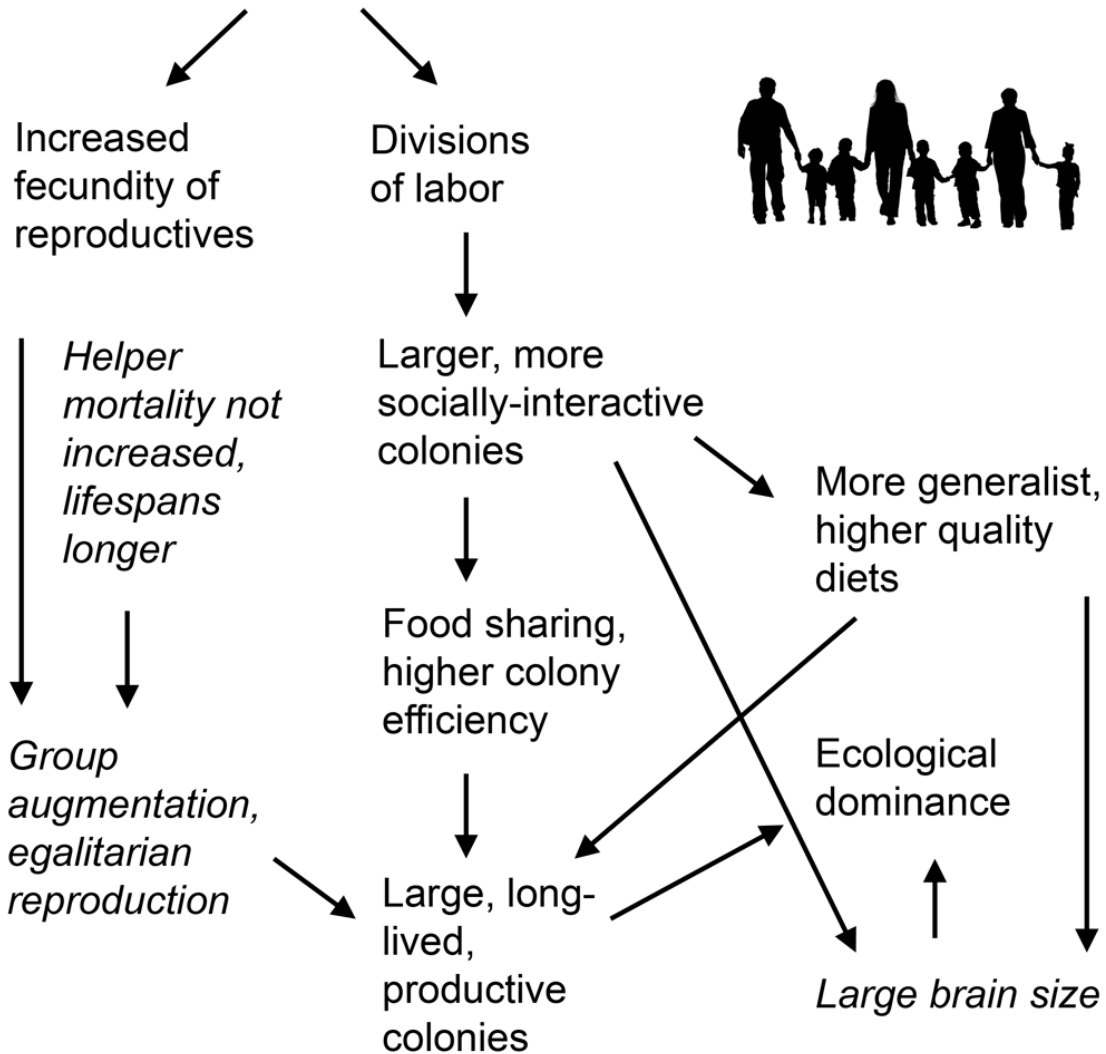
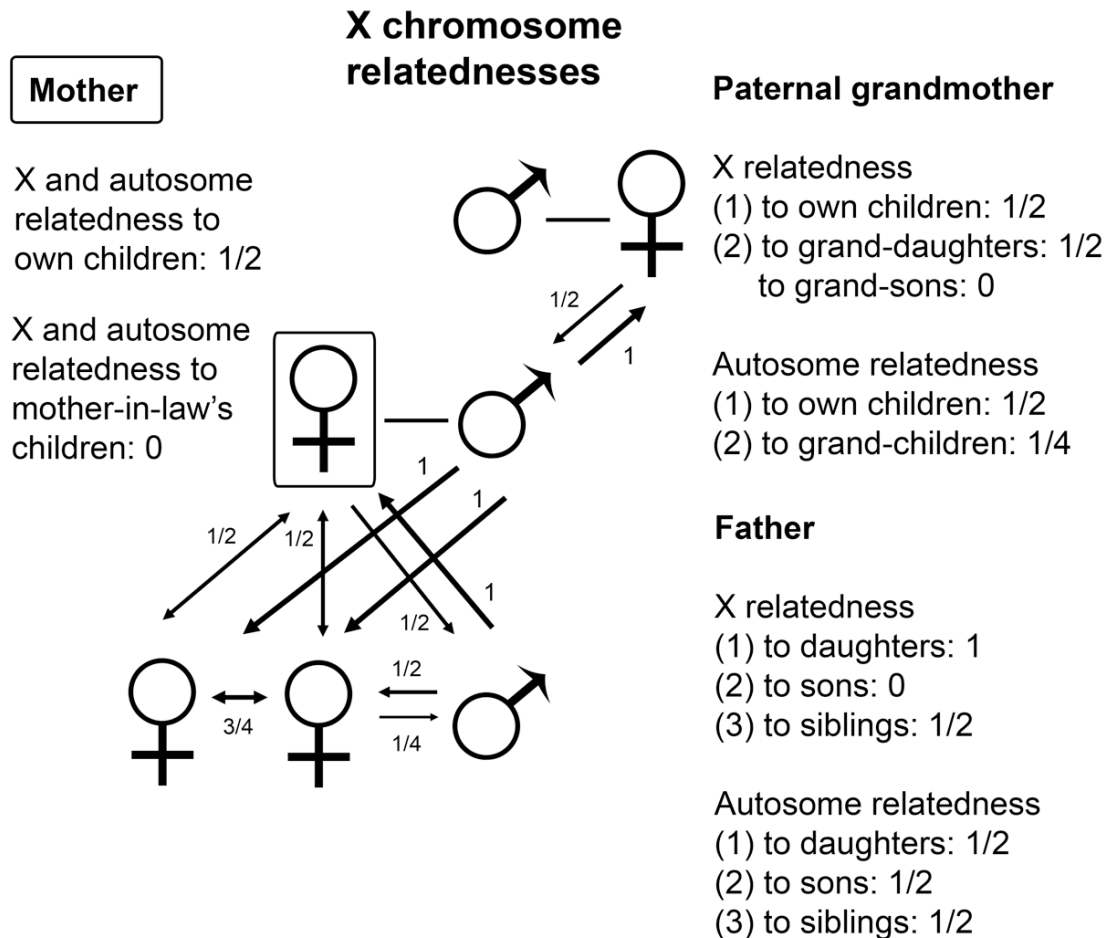


Figure 2. X chromosomal relatednesses, in comparison with autosomal relatednesses, for a human three-generation pedigree with patrilocal residence. X chromosomal relatednesses are either the same in both directions (double-headed arrows), or differ according to direction (single-headed arrows). Autosomal first-degree relatednesses (not shown on the pedigree itself) are all one-half.



References

- Alexander, R. D., Noonan, K. M., & Crespi, B. J. (1991). The evolution of eusociality. In P. W. Sherman, J. U. M. Jarvis, & R. D. Alexander (Eds.), *The biology of the naked mole rat* (pp. 3–44). Princeton, NJ: Princeton University Press.
- Barrett, R., Kuzawa, C. W., McDade, T. & Armelagos, G. J. (1998) Emerging and re-emerging infectious diseases: the third epidemiologic transition *Annual Review of Anthropology* 27, 247-271.
- Bell, M. B., Nichols, H. J., Gilchrist, J. S., Cant, M. A., & Hodge, S. J. (2012). The cost of dominance: Suppressing subordinate reproduction affects the reproductive success of dominant female banded mongooses. *Proceedings of the Royal Society B: Biological Sciences*, 279(1728), 619–624.
- Berletch, J. B., Yang, F., Xu, J., Carrel, L., & Disteche, C. M. (2011). Genes that escape from X inactivation. *Human Genetics*, 130(2), 237–245.
- Bignell, D.E., Roisin, Y. & Lo, N. (2011) *Biology of Termites: a Modern Synthesis*. Dordrecht: Springer.
- Boomsma, J. J. (2009). Lifetime monogamy and the evolution of eusociality. *Philosophical Transactions of the Royal Society B: Biological Sciences*, 364(1533), 3191–3207.
- Boomsma, J. J. & Ratnieks, F. L. W. (1996) Paternity in eusocial Hymenoptera. *Philosophical Transactions Of The Royal Society Of London Series B-Biological Sciences* 351(1342), 947-975.
- Bourke, A. F. G. (1999). Colony size, social complexity and reproductive conflict in social insects. *Journal of Evolutionary Biology*, 12(2), 245–257.
- Bowles, S. (2006). Group competition, reproductive leveling, and the evolution of human altruism. *Science*, 314(5805), 1569–1572.
- Bowles, S. (2009). Did warfare among ancestral hunter-gatherers affect the evolution of human social behaviors? *Science*, 324(5932), 1293–1298.

- Bowles, S. (2012). Warriors, levelers, and the role of conflict in human social evolution. *Science*, 336(6083), 876–879.
- Cant, M. A., & Johnstone, R. A. (1999). Costly young and reproductive skew in animal societies. *Behavioral Ecology*, 10, 178–184.
- Cant, M. A., & Johnstone, R. A. (2008). Reproductive conflict and the separation of reproductive generations in humans. *Proceedings of the National Academy of Sciences of the United States of America*, 105(14), 5332–5336.
- Cant, M. A., Johnstone, R. A., & Russell, A. F. (2009). Reproductive conflict and the evolution of menopause. In R. Hager & C. B. Jones (Eds.) *Reproductive skew in vertebrates: Proximate and ultimate causes* (pp. 24–50). Cambridge, UK: Cambridge University Press.
- Chagnon, N. A. (1988) Life histories, blood revenge, and warfare in a tribal population. *Science* 239(4843):985-992.
- Clutton-Brock, T. H. (2009). Structure and function in mammalian societies. *Philosophical Transactions of the Royal Society B: Biological Sciences*, 364(1533), 3229–3242.
- Clutton-Brock, T. H., Hodge, S. J., Flower, T. P., Spong, G. F., & Young, A. J. (2010). Adaptive suppression of subordinate reproduction in cooperative mammals. *American Naturalist*, 176(5), 664–673.
- Cordts, E. B., Christofolini, D. M., Dos Santos, A. A., Bianco, B., & Barbosa, C. P. (2011). Genetic aspects of premature ovarian failure: A literature review. *Archives of Gynecology and Obstetrics*, 283(3), 635–643.
- Crespi, B. J. (1992). Cannibalism and trophic eggs in subsocial and eusocial insects. In M. A. Elgar & B. J. Crespi (Eds.), *Cannibalism: Ecology and evolution among diverse taxa* (pp. 177–213). Oxford, UK: Oxford University Press.
- Crespi, B. J. (1994). Three conditions for the evolutions of eusociality: Are they sufficient? *Insectes Sociaux*, 41, 395–400.
- Crespi, B. J. (2008) Turner syndrome and the evolution of human sexual dimorphism. *Evolutionary Applications*, 1, 449-461.

- Crespi, B. J. (2009). Social conflict resolution, life history, and the reconstruction of skew. In R. Hager & C. B. Jones (Eds.) *Reproductive skew in vertebrates: Proximate and ultimate causes* (pp. 480–507). Cambridge, UK: Cambridge University Press.
- Crespi, B. J. & Yanega, D. (1995) The definition of eusociality. *Behavioral Ecology* 6, 109-115.
- Crespi, B. J., Morris, D. C. & Mound, L. A. (2004) *Evolution of Ecological and Behavioural Diversity: Australian Acacia Thrips as Model Organisms*. Canberra, Australia: Australian Biological Resources Study & CSIRO Entomology.
- Crespi, B. J., Summers, K. & Dorus, S. (2009) Genomic sister-disorders of neurodevelopment: an evolutionary approach. *Evolutionary Applications*, 2, 81-100.
- Cronin, A. L., Molet, M., Doums, C., Monnin, T., & Peeters, C. (2013). Recurrent evolution of dependent colony foundation across eusocial insects. *Annual Review of Entomology* 58, 37-55.
- Cronk, L. (2007). Boy or girl: Gender preferences from a Darwinian point of view. *Reproductive BioMedicine Online*, 15(Supplement 2), 23–32.
- Crozier, R. H., & Pamilo, P. (1996). *Evolution of social insect colonies: Sex allocation and kin-selection*. Oxford, UK: Oxford University Press.
- Curtis, V. A. (2007). Dirt, disgust and disease: A natural history of hygiene. *Journal of Epidemiology and Community Health*. 61(8), 660–664.
- Dennen, J.M.G. van der (2005) Nonhuman intergroup agonistic behavior and 'warfare'. University of Groningen. Faculty of Law, <http://irs.ub.rug.nl/ppn/280031254>, urn:nbn:nl:ui:11-dbi/4357a9830ee93.
- Diamond, J. (2005). *Collapse: How societies choose to fail or succeed*. New York: Penguin Books.
- Dobata, S., Sasaki, T., Mori, H., Hasegawa, E., Shimada, M., & Tsuji, K. (2009). Cheater genotypes in the parthenogenetic ant

Pristomyrmex punctatus. *Proceedings of the Royal Society B: Biological Sciences*, 276(1656), 567–574.

Ellison, P. T. (2003). *On fertile ground: A natural history of human reproduction*. Cambridge, MA: Harvard University Press.

Fefferman, N. H., Traniello, J. F. A., Rosengaus, R. B., & Calleri II, D. V. (2007). Disease prevention and resistance in social insects: modeling the survival consequences of immunity, hygienic behavior, and colony organization. *Behavioral Ecology and Sociobiology*, 61, 565–577.

Foster, K. R., & Ratnieks, F. L. W. (2005). A new eusocial vertebrate? *Trends in Ecology and Evolution*, 20(7), 363–364.

Fox, M., Sear, R., Beise, J., Ragsdale, G., Volland, E., & Knapp, L. A. (2010). Grandma plays favourites: X-chromosome relatedness and sex-specific childhood mortality. *Proceedings of the Royal Society B: Biological Sciences*, 277(1681), 567–573.

Frank, S. A. (2003) Repression of competition and the evolution of cooperation. *Evolution*, 57, 693-705.

Frank, S. A., & Crespi, B. J. (2011) Pathology from evolutionary conflict, with a theory of X chromosome versus autosome conflict over sexually antagonistic traits. *Proceedings of the National Academy of Sciences of the United States of America* 108 (Supplement 2), 10886-10893.

Fromhage, L., & Kokko, H. (2011). Monogamy and haplodiploidy act in synergy to promote the evolution of eusociality. *Nature Communications*, 2(397), doi:10.1038/ncomms/1410

Gadagkar, R. (1991). Demographic predisposition to the evolution of eusociality: A hierarchy of models. *Proceedings of the National Academy of Sciences of the United States of America*, 88, 10993–10997.

Gardner, A. & West, S. A. (2004). Cooperation and punishment, especially in humans. *American Naturalist*, 164(6), 753–764.

Gardner, A., Alpedrinha, J., & West, S. A. (2012). Haplodiploidy and the evolution of eusociality: Split sex ratios. *American Naturalist*, 179(2), 240–256.

Gautrais, J., Theraulaz, G., Deneubourgz, J. L., & Anderson, C. (2002). Emergent polyethism as a consequence of increased colony size in insect societies. *Journal of Theoretical Biology*, 215, 363–373.

Gibson, M. A., & Gurmu, E. (2011). Land inheritance establishes sibling competition for marriage and reproduction in rural Ethiopia. *Proceedings of the National Academy of Sciences of the United States of America*, 108(6), 2200–2204.

Gotwald Jr., W. H. (1995). *Army ants: The biology of social predation*. Ithaca, NY: Cornell University Press.

Graves, J. A. M., Koina, E., & Sankovic, N. (2006). How the gene content of human sex chromosomes evolved. *Current Opinion in Genetics & Development*, 16(3), 219–224.

Grüter, C., Menezes, C., Imperatriz-Fonseca, V. L., & Ratnieks, F. L. (2012). A morphologically specialized soldier caste improves colony defense in a neotropical eusocial bee. *Proceedings of the National Academy of Sciences of the United States of America*, 109(4), 1182–1186.

Gurven, M. (2004). To give and to give not: The behavioral ecology of human food transfers. *Behavioral and Brain Sciences*, 27(4), 543–583.

Gurven, M., & Hill, K. (2009). Why do men hunt? A reevaluation of "man the hunter" and the sexual division of labor. *Current Anthropology*, 50, 51–74.

Hagen, E. H., & Barret, H. C. (2009). Cooperative breeding and adolescent siblings: Evidence for the ecological constraints model? *Current Anthropology*, 50, 727–737.

Haig, D. (2006) Intragenomic politics. *Cytogenetic and Genome Research* 113, 68-74.

Haig, D. (2010). Transfers and transitions: Parent-offspring conflict, genomic imprinting, and the evolution of human life history. *Proceedings of the National Academy of Sciences of the United States of America*, 107(Supplement 1), 1731–1735.

- Haig, D., & Wharton, R. (2003). Prader-Willi syndrome and the evolution of human childhood. *American Journal of Human Biology*, 15(3), 320–329.
- Hamilton, W. D. (1966). The moulding of senescence by natural selection. *Journal of Theoretical Biology*, 12(1), 12–45.
- Harpending, H. (2002). Kinship and population subdivision. *Population and Environment*, 24(2), 141–147.
- Hausfater, G. & Hrdy, S. B. (1984) *Infanticide: Comparative and Evolutionary Perspectives*. New York: Aldine.
- He, C., Kraft, P., Chasman, D. I., Buring, J. E., Chen, C., Hankinson, S. E., Paré, G., Chanock, S., Ridker, P. M., & Hunter, D. J. (2010) A large-scale candidate gene association study of age at menarche and age at natural menopause. *Human Genetics* 128(5), 515-527.
- Heinze, J. (2004). Reproductive conflict in insect societies. In P. J. B. Slater, J. S. Rosenblatt, T. J. Roper, et al. (Eds.), *Advances in the study of behavior*, Vol. 34 (pp. 1–57). New York: Academic Press.
- Heinze, J., & Weber, M. (2011). Lethal sibling rivalry for nest inheritance among virgin ant queens. *Journal of Ethology*, 29(1), 197–201.
- Henrich, J., Boyd, R., Bowles, S., Camerer, C., Fehr, E., Gintis, H. et al. (2001). Cooperation, reciprocity and punishment in fifteen small-scale societies. *American Economic Review*, 91(2), 73–78.
- Henrich, J. & Boyd, R., (2008). Division of labor, economic specialization and the evolution of social stratification. *Current Anthropology*, 49, 715–724.
- Henrich, J., Boyd, R., & Richerson, P. J. (2012). The puzzle of monogamous marriage. *Philosophical Transactions of the Royal Society of London. Series B, Biological Sciences*, 367(1589), 657-669.
- Hill, K., & Hurtado, A. M. (2009). Cooperative breeding in South American hunter-gatherers. *Proceedings of the Royal Society B: Biological Sciences*, 276(1674), 3863–3870.

- Hill, K., & Hurtado, A. M. (2012). Human reproductive assistance. *Nature*, 483, 160–162.
- Hirsh, A. E. & Gordon, D. M. (2001). Distributed problem solving in social insects. *Annals of Mathematics and Artificial Intelligence*, 31 (1–4), 199–221.
- Holden, C. J., Sear, R., & Mace, R. (2003). Matriliny as daughter-biased investment. *Evolution and Human Behavior*, 24(2), 99–112.
- Hölldobler, B. (2010). Territories of the African Weaver Ant (*Oecophylla longinoda* [Latreille]); a field study. *Zeitschrift für Tierpsychologie*, 51(2), 201–213.
- Hou, C., Kaspari, M., Vander Zanden, H. B., & Gillooly, J. F. (2010). Energetic basis of colonial living in social insects. *Proceedings of the National Academy of Sciences of the United States of America*, 107(8), 3634–3638.
- Hrdy, S. B. (1999). *Mother Nature: A history of mothers, infants and natural selection*. New York: Pantheon.
- Hrdy, S. B. (2005). Evolutionary context of human development: The cooperative breeding hypothesis. In C. S. Carter, L. Ahnert, K. E. Grossmann, S. B. Hrdy, M. E. Lamb, S. W. Porges, & N. Sachser (Eds.), *Attachment and Bonding: A New Synthesis*. Dahlem Workshop 92 (pp. 9–32). Cambridge, MA: MIT Press.
- Hrdy, S. B. (2009). *Mothers and others: The evolutionary origins of mutual understanding*. Cambridge, MA: Harvard University Press.
- Hunt, J. H., & Nalepa, C. A. (Eds.) (1994). *Nourishment & evolution in insect societies*. Boulder, CO: Westview Press.
- Hvilsom, C., Qian, Y., Bataillon, T., Li, Y., Mailund, T., Sallé, B., et al. (2012). Extensive X-linked adaptive evolution in central chimpanzees. *Proceedings of the National Academy of Sciences of the United States of America*, 109(6), 2054–2059.
- Isler, K., & van Schaik, C. P. (2012). Allomaternal care, life history and brain size evolution in mammals. *Journal of Human Evolution*, 63(1), 52–63.

- Jablonka, E. (2004). The evolution of the peculiarities of mammalian sex chromosomes: An epigenetic view. *BioEssays*, 26(12), 1327–1332.
- Jamison, C. S., Cornell, L. L., Jamison, P. L., & Nakazato, H. (2002). Are all grandmothers equal? A review and a preliminary test of the "grandmother hypothesis" in Tokugawa Japan. *American Journal of Physical Anthropology*, 119(1), 67–76.
- Jiao, X., Qin, C., Li, J., Qin, Y., Gao, X., Zhang, B., et al. (2012). Cytogenetic analysis of 531 Chinese women with premature ovarian failure. *Human Reproduction*, 27(7), 2201–2207.
- Johnstone, R. A., & Cant, M. A. (2010). The evolution of menopause in cetaceans and humans: The role of demography. *Proceedings of the Royal Society B: Biological Sciences*, 277(1701), 3765–3771.
- Jones, D. (2011). The matrilineal tribe: An organization of demic expansion. *Human Nature*, 22(1-2), 177–200.
- Kachel, A. F., & Premo, L. S. (2012). Disentangling the evolution of early and late life history traits in humans. *Evolutionary Biology*, doi: 10.1007/s11692-012-9169-4.
- Kaplan, H., & Gurven, M. (2005). The natural history of human food sharing and cooperation: a review and a new multi-individual approach to the negotiation of norms. In H. Gintis, S. Bowles, R. Boyd & E. Fehr (Eds.), *Moral sentiments and material interests: the foundations of cooperation in economic life* (pp. 75–114). Cambridge, MA: MIT Press.
- Kaptein, N., Billen, J., & Gobin, B. (2005). Larval begging for food enhances reproductive options in the ponerine ant *Gnamptogenys striatula*. *Animal Behaviour*, 69, 293–299.
- Keeley, L. H. (1996). *War before civilization*. Oxford University Press, USA.
- Keller, L. & Genoud, M. (1997). Extraordinary lifespans in ants: A test of evolutionary theories of ageing. *Nature*, 389, 958–960.
- Kelly, R. L. (1983). Hunter-gatherer mobility strategies. *Journal of Anthropological Research*, 39(3) 277–306.

- Kesebir, S. (2012). The superorganism account of human sociality: How and when human groups are like beehives. *Personality and Social Psychology Review*, 16(3), 233–261.
- Kim, P. S., Coxworth, J. E., Hawkes, K. (2012) Increased longevity evolves from grandmothing. *Proceedings of the Royal Society B: Biological Sciences* 279(1749), 4880-4884.
- Kokko, H., Johnstone, R. A., & Clutton-Brock, T. H. (2001). The evolution of cooperative breeding through group augmentation. *Proceedings of the Royal Society B: Biological Sciences*, 268(1463), 187–196.
- Kong, A., Frigge, M. L., Masson, G., Besenbacher, S., Sulem, P., Magnusson, G. et al. (2012). Rate of *de novo* mutations and the importance of father's age to disease risk. *Nature*, 488(7412), 471–475.
- Kramer, K. L. (2005). Children's help and the pace of reproduction: Cooperative breeding in humans. *Evolutionary Anthropology*, 14, 224–237.
- Kramer, K. L. (2007). Application of an integrated cooperation approach to human cooperative breeders. *Behavioural Processes*, 76(2), 167–169.
- Kramer, K. L. (2010). Cooperative breeding and its significance to the demographic success of humans. *Annual Review of Anthropology*, 39, 417–436.
- Kramer, K. L., & Ellison, P. T. (2010). Pooled energy budgets: Resituating human energy allocation trade-offs. *Evolutionary Anthropology*, 19, 136–147.
- Kramer, K. L. (2011). The evolution of human parental care and recruitment of juvenile help. *Trends in Ecology & Evolution*, 26(10), 533–540.
- Lahdenperä, M., Russell, A. F., Tremblay, M., & Lummaa, V. (2011). Selection on menopause in two premodern human populations: no evidence for the Mother Hypothesis. *Evolution*, 65(2), 476–489.

- Lahdenperä, M., Gillespie, D. O. S., Lummaa, V., & Russell, A. F. (2012). Severe intergenerational reproductive conflict and the evolution of menopause. *Ecology Letters*, 15(11), 1283–1290.
- Lassek, W. D., & Gaulin, S. J. (2007). Menarche is related to fat distribution. *American Journal of Physical Anthropology*, 133(4), 1147–1151.
- Le Bourg, E. Does reproduction decrease longevity in human beings? *Ageing Research Reviews* 6,141–149.
- Leadbeater, E., Carruthers, J. M., Green, J. P., et al. (2011). Nest inheritance is the missing source of direct fitness in a primitively eusocial insect. *Science*, 333(6044), 874–876.
- Leonetti, D. L., & Chabot-Hanowell, B. (2011). The foundations of kinship: Households. *Human Nature*, 22(1-2), 16–40.
- Loat, C. S., Asbury, K., Galsworthy, M. J., Plomin, R., & Craig, I. W. (2004). X inactivation as a source of behavioural differences in monozygotic female twins. *Twin Research*, 7(1), 54–61.
- Loope, K. J., & Jeanne, R. L. (2008). A test of adaptive hypotheses for rapid nest construction in a swarm-founding wasp. *Insectes Sociaux*, 55(3), 274–282.
- Lukas D, Clutton-Brock T. (2012) Life histories and the evolution of cooperative breeding in mammals. *Proceedings of the Royal Society B: Biological Sciences* 279(1744), 4065-4070.
- Mace, R., & Alvergne, A. (2012). Female reproductive competition within families in rural Gambia. *Proceedings of the Royal Society B: Biological Sciences*, 279(1736), 2219–2227.
- Mas, F., & Kölliker, M. (2008). Maternal care and offspring begging in social insects: Chemical signalling, hormonal regulation and evolution. *Animal Behaviour*, 76, 1121–1131.
- Mathew, S., & Boyd, R. (2011). Punishment sustains large-scale cooperation in prestate warfare. *Proceedings of the National Academy of Sciences*, 108(28), 11375–11380.
- Miles, J. H., McCathren, R. B., Stichter, J., & Shinawi, M. (2003). Autism spectrum disorders. In R. A. Pagon, T. D. Bird, C. R. Dolan, et

- al. (Eds.) *GeneReviews*[™] [Internet]. Seattle, WA: University of Washington, Seattle. Available from: <http://www.ncbi.nlm.nih.gov/books/NBK1442/>.
- Mitteldorf, J. (2010) Female fertility and longevity. *Age (Dordrecht)*, 32(1), 79-84.
- Monget, P., Bobe, J., Gougeon, A., Fabre, S., Monniaux, D., & Dalbies-Tran, R. (2012). The ovarian reserve in mammals: A functional and evolutionary perspective. *Molecular and Cellular Endocrinology*, 356(1-2), 2–12.
- Monnin, T. (2006). Chemical recognition of reproductive status in social insects. *Annales Zoologici Fennici*, 43, 515–530.
- Moreau, C., Bhérier, C., Vézina, H., Jomphe, M., Labuda, D., & Excoffier, L. (2011). Deep human genealogies reveal a selective advantage to be on an expanding wave front. *Science*, 334(6059), 1148–1150.
- Mueller, U. G., Rehner, S. A., & Schultz, T. R. (1998). The evolution of agriculture in ants. *Science*, 281(5385), 2034–2038.
- Myrskylä, M., & Fenelon, A. (2012). Maternal age and offspring adult health: Evidence from the health and retirement study. *Demography*, doi:10.1007/s13524-012-0132-x
- Nettle, D., & Dunbar, R. I. M. (1997). Social markers and the evolution of reciprocal exchange. *Current Anthropology*, 38(1), 93–99.
- Nguyen, D. K., & Disteché, C. M. (2006). High expression of the mammalian X chromosome in brain. *Brain Research*, 1126(1), 46–49.
- Nichols, H. J., Bell, M. B. V., Hodge, S. J., & Cant, M. A. (2012). Resource limitation moderates the adaptive suppression of subordinate breeding in a cooperatively breeding mongoose. *Behavioral Ecology*, 23(3), 635–642.
- Oster, G. F., & Wilson, E. O. (1978). *Caste and ecology in the social insects. Monographs in Population Biology, Volume 12*. Princeton, NJ: Princeton University Press.

- Parker, J. D. (2010). What are social insects telling us about aging? *Myrmecological News*, 13, 103–110.
- Persani, L., Rossetti, R., & Cacciatore, C. (2010). Genes involved in human premature ovarian failure. *Journal of Molecular Endocrinology*, 45(5), 257–279.
- Powell, S. (2011). How much do army ants eat? On the prey intake of a neotropical top-predator. *Insectes Sociaux*, 58(3), 317–324.
- Qin, Y., Sun, M., You, L., Wei, D., Sun, J., Liang, X., et al. (2012). ESR1, HK3 and BRSK1 gene variants are associated with both age at natural menopause and premature ovarian failure. *Orphanet Journal of Rare Diseases*, 7:5, 1–6.
- Queller, D. C. (1989). The evolution of eusociality: Reproductive head starts of workers. *Proceedings of the National Academy of Sciences of the United States of America*, 86(9), 3224–3226.
- Queller, D. C. (1994). Extended parental care and the origin of eusociality. *Proceedings of the Royal Society of London Series B*, 256, 105–111.
- Quinlan, R. J., & Flinn, M. V. (2005). Kinship & reproduction in a Caribbean community. *Human Nature*, 16(1), 32–57.
- Quinlan, R. J., & Quinlan, M. B. (2008). Human lactation, pair-bonds, and alloparents : A cross-cultural analysis. *Human Nature*, 19(1), 87–102.
- Ragsdale J. E. (1999) Reproductive skew theory extended: the effect of resource inheritance on social organization. *Evolutionary Ecology Research*, 1, 859–874.
- Ratnieks, F. L. W., & Anderson, C. (1999). Task partitioning in insect societies. *Insectes Sociaux*, 47(2), 95–108.
- Ratnieks, F. L., & Wenseleers, T. (2005). Policing insect societies. *Science*, 307(5706), 54–56.
- Reddy, P., Adhikari, D., Zheng, W., Liang, S., Hämäläinen, T., Tohonen, V., et al. (2009). PDK1 signaling in oocytes controls reproductive aging and lifespan by manipulating the survival of primordial follicles. *Human Molecular Genetics*, 18(15), 2813–2824.

Reeve, H. K. & Shellman-Reeve, J. S. (1997) The general protected invasion theory: sex biases in parental and alloparental care. *Evolutionary Ecology*, 11, 357–370.

Reiches, M. W., Ellison, P. T., Lipson, S. F., Sharrock, K. C., Gardiner, E., & Duncan, L. G. (2009). Pooled energy budget and human life history. *American Journal of Human Biology*, 21(4), 421–429.

Rice, W. R., Gavrillets, S., & Friberg, U. (2010). The evolution of sex-specific grandparental harm. *Proceedings of the Royal Society B: Biological Sciences*, 277(1694), 2727–2735.

Rodriguez-Serrano, E., Inostroza-Michael, O., Avaria-Llautureo, J., & Hernandez, C. E. (2012). Colony size evolution and the origin of eusociality in corbiculate bees (Hymenoptera: Apinae). *PLoS One*, 7(7), e40838.

Schoenstadt, A. (2006). Children With Klinefelter Syndrome. Resource document. Genetics Health Channel by eMedTV. <http://genetics.emedtv.com/klinefelter-syndrome/children-with-klinefelter-syndrome.html>. Accessed 9 November 2012.

Schrempf, A., Cremer, S., & Heinze, J. (2011). Social influence on age and reproduction: Reduced lifespan and fecundity in multi-queen ant colonies. *Journal of Evolutionary Biology*, 24(7), 1455–1461.

Schultz, T. R., & Brady, S. G. (2008). Major evolutionary transitions in ant agriculture. *Proceedings of the National Academy of Sciences of the United States of America*, 105(14), 5435–5440.

Schmid-Hempel, P. (1998) *Parasites in Social Insects*. Princeton, NJ: Princeton University Press.

Sear, R. & Mace, R. (2008) Who keeps children alive? A review of the effects of kin on child survival. *Evolution and Human Behavior* 29(1), 1-18.

Seeley, T. D. (2010). *Honeybee democracy*. Princeton, NJ: Princeton University Press.

- Sellen, D. W. (2007). Evolution of infant and young child feeding: Implications for contemporary public health. *Annual Review of Nutrition*, 27, 123–148.
- Semeiks, J., & Grishin, N. V. (2012). A method to find longevity-selected positions in the mammalian proteome. *PLoS One*, 7(6), e38595.
- Service, E. R. (1975). *Origins of the State and Civilization: The Process of Cultural Evolution*. New York: Norton.
- Singh, D., Dixon, B. J., Jessop, T. S., Morgan, B., & Dixon, A. F. (2010). Cross-cultural consensus for waist-hip ratio and women's attractiveness. *Evolution and Human Behavior*, 31(3), 176–181.
- Skillern, A., & Rajkovic, A. (2008). Recent developments in identifying genetic determinants of premature ovarian failure. *Sexual Development*, 2(4-5), 228–243.
- Skuse, D. H. (2006). Genetic influences on the neural basis of social cognition. *Philosophical Transactions of the Royal Society B: Biological Sciences*, 361(1476), 2129–2141.
- Skuse, D. H. (2006). Sexual dimorphism in cognition and behaviour: The role of X-linked genes. *European Journal of Endocrinology*, 155 S99 - S106. doi:10.1530/eje.1.02263
- Solomon, N. G., & French, J. A., (Eds.) (1997). *Cooperative breeding in mammals*. New York: Cambridge University Press.
- Stacey, P. B., & Koenig, W. D. (Eds.) (1990). *Cooperative breeding in birds: Long term studies of ecology and behaviour*. Cambridge, UK: Cambridge University Press.
- Strassmann, B. I., & Clarke, A. L. (1998). Ecological constraints on marriage in rural Ireland. *Evolution and Human Behavior*, 19(1), 33–55.
- Strassmann, B. I. & Warner, J. H. (1998) Predictors of fecundability and conception waits among the Dogon of Mali. *American Journal of Physical Anthropology* 105(2), 167-184.

Strassmann, B. I., & Kurapati, N. T. (2010). Are humans cooperative breeders?: Most studies of natural fertility populations do not support the grandmother hypothesis. *Behavioral and Brain Sciences*, 33(1), 35–39.

Strassmann, B. I. (2011). Cooperation and competition in a cliff-dwelling people. *Proceedings of the National Academy of Sciences of the United States of America*, 108 (Supplement 2), 10894–10901.

Strassmann, B. I., & Garrard, W. M. (2011). Alternatives to the grandmother hypothesis: A meta-analysis of the association between grandparental and grandchild survival in patrilineal populations. *Human Nature*, 22(1-2), 201–222.

Strassmann, J. E. & Queller, D. C. (2010) The social organism: congresses, parties, and committees. *Evolution*, 63(3), 605-616.

Sullivan, S. D., Welt, C., & Sherman, S. (2011). FMR1 and the continuum of primary ovarian insufficiency. *Seminars in Reproductive Medicine*, 29(4), 299–307.

Tanskanen, A. O., Rotkirch, A., & Danielsbacka, M. (2011). Do grandparents favor granddaughters? Biased grandparental investment in UK. *Evolution and Human Behavior*, 32(6), 407–415.

te Velde, E. R., & Pearson, P. L. (2002). The variability of female reproductive ageing. *Human Reproduction Update*, 8(2), 141–154.

Úbeda, F. & Duéñez-Guzmán, E. A. (2011) Power and corruption. *Evolution*, 65(4), 1127-1139.

Uematsu, K., Kutsukake, M., Fukatsu, T., Shimada, M., & Shiba, H. (2010). Altruistic colony defense by menopausal female insects. *Current Biology*, 20(13), 1182–1186.

Valeggia, C. R. (2009). Flexible caretakers: Responses of Toba families in transition. In G. Bentley & R. Mace (Eds). *Substitute parents: Biological and social perspectives on alloparenting in human societies. Studies in biosocial science series* (pp. 100 –115). Oxford / New York: Berghahn Press.

Vallender, E. J., & Lahn, B. T. (2004). How mammalian sex chromosomes acquired their peculiar gene content. *BioEssays*, 26(2), 159–169.

- Vallender, E. J., Pearson, N. M. & Lahn, B. T. (2005) The X chromosome: not just her brother's keeper. *Nature Genetics*, 37, 343-345.
- van Schaik, C. P., & Burkart, J. M. (2009). Mind the gap: Cooperative breeding and the evolution of our unique features. In P. M. Kappeler & J. Silk (Eds.), *Mind the gap: Tracing the origins of human universals* (pp. 477–496). Heidelberg: Springer.
- van Zweden, J. S., & d'Ettorre, P. (2010). Nestmate recognition in social insects and the role of hydrocarbons. In G. J. Blomquist & A-G. Bagnères (Eds.) *Insect hydrocarbons: Biology, biochemistry, and chemical ecology* (pp. 222–243). Cambridge, UK: Cambridge University Press
- Vicoso, B., & Charlesworth, B. (2009). Effective population size and the faster-X effect: An extended model. *Evolution*, 63(9), 2413–2426.
- Walker, R., Hill, K., Kaplan, H., & McMillan, G. (2002). Age dependency of hunting ability among the Ache of eastern Paraguay. *Journal of Human Evolution*, 42, 639–657.
- Wells, J. C. (2003). Parent-offspring conflict theory, signaling of need, and weight gain in early life. *Quarterly Review of Biology*, 78(2), 169–202.
- Wells, J. C., & Stock, J. T. (2007). The biology of the colonizing ape. *Yearbook of Physical Anthropology*, 50, 191–222.
- Wenzel, J. W. & Pickering, J. (1991) Cooperative foraging, productivity, and the central limit theorem. *Proceedings of the National Academy of Sciences USA*, 88, 36-38.
- Whiten, A., & Erdal, D. (2012). The human socio-cognitive niche and its evolutionary origins. *Philosophical Transactions of the Royal Society B: Biological Sciences*, 367(1599, Special Issue: SI), 2119–2129.
- Wilder, J. A. (2010). Do grandmothers who play favorites sow seeds of genomic conflict? *BioEssays*, 32(6), 457–460.
- Williams, G. C. (1957). Pleiotropy, natural selection, and the evolution of senescence. *Evolution*, 11(4), 398–411.

Wilson, E. O. (1971). *The insect societies*. Cambridge, MA: Belknap Press.

Wilson, D. S., Timmel, J. J. & Miller, R. R. (2004) Cognitive cooperation – When the going gets tough, think as a group. *Human Nature*, 15(3), 225-250.

Wilson, E. O. (2012). *The social conquest of earth*. New York: Liveright Press.

Zechner, U., Wilda, M., Kehrer-Sawatzki, H., Vogel, W., Fundele, R., & Hameister, H. (2001). A high density of X-linked genes for general cognitive ability: A run-away process shaping human evolution? *Trends in Genetics*, 17(12), 697–701.