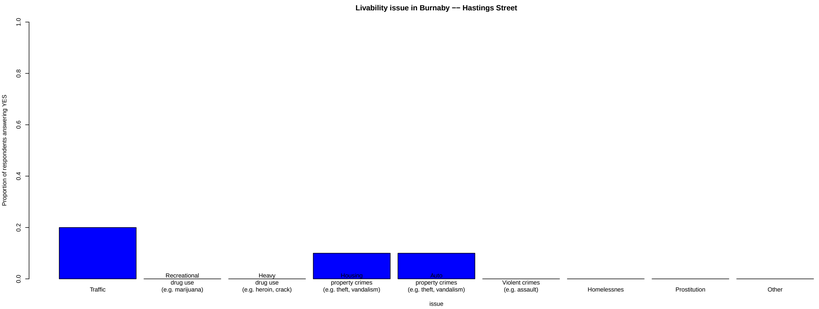
Livability issue in Burnaby -- Hastings Street
Proportion of respondents answering YES
0.0
0.2
0.4
0.6
0.8
1.0
Traffic
Recreational drug use (e.g. marijuana)
Heavy drug use (e.g. heroin, crack)
Housing property crimes (e.g. theft, vandalism)
Auto property crimes (e.g. theft, vandalism)
Violent crimes (e.g. assault)
Homelessnes
Prosttitution
Other
issue

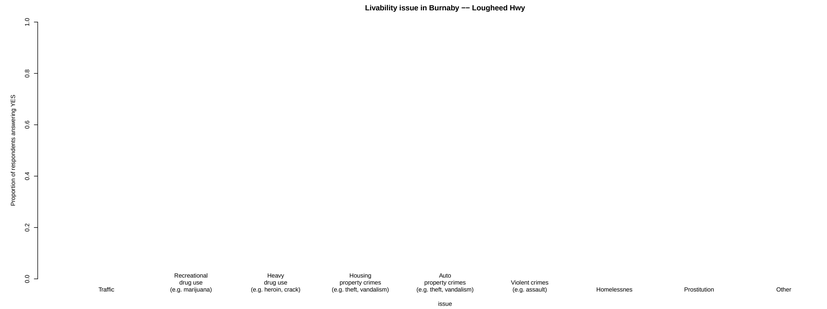
Livability issue in Burnaby -- Lougheed Hwy
Proportion of respondents answering YES
0.0
0.2
0.4
0.6
0.8
1.0
Traffic
Recreational drug use (e.g. marijuana)
Heavy drug use (e.g. heroin, crack)
Housing property crimes (e.g. theft, vandalism)
Auto property crimes (e.g. theft, vandalism)
Violent crimes (e.g. assault)
Homelessnes
Prosttitution
Other
issue

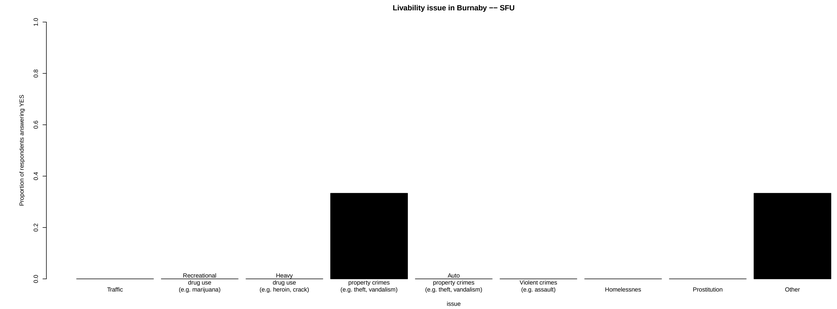
Livability issue in Burnaby -- SFU
Proportion of respondents answering YES
0.0
0.2
0.4
0.6
0.8
1.0
Traffic
Recreational drug use (e.g. marijuana)
Heavy drug use (e.g. heroin, crack)
Housing property crimes (e.g. theft, vandalism)
Auto property crimes (e.g. theft, vandalism)
Violent crimes (e.g. assault)
Homelessnes
Prosttitution
Other
issue

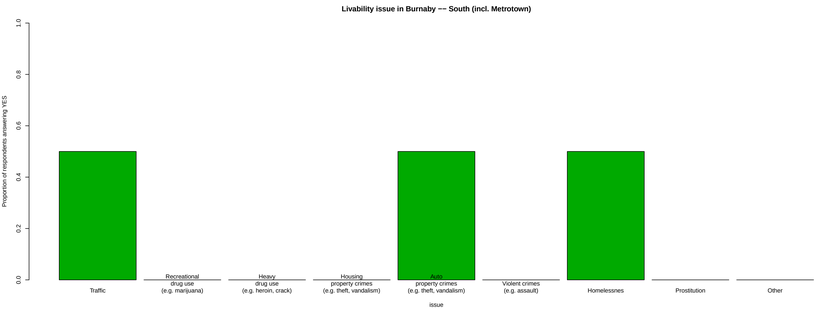
Livability issue in Burnaby -- South (incl. Metrotown)
Proportion of respondents answering YES
0.0
0.2
0.4
0.6
0.8
1.0
Traffic
Recreational drug use (e.g. marijuana)
Heavy drug use (e.g. heroin, crack)
Housing property crimes (e.g. theft, vandalism)
Auto property crimes (e.g. theft, vandalism)
Violent crimes (e.g. assault)
Homelessnes
Prosttitution
Other
issue

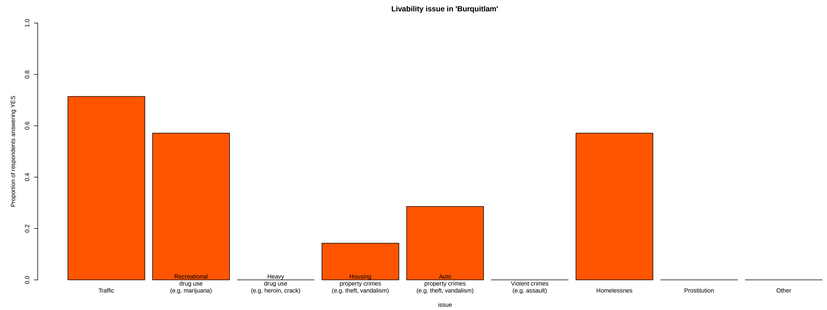
Livability issue in 'Burquitlam'
Proportion of respondents answering YES
0.0
0.2
0.4
0.6
0.8
1.0
Traffic
Recreational drug use (e.g. marijuana)
Heavy drug use (e.g. heroin, crack)
Housing property crimes (e.g. theft, vandalism)
Auto property crimes (e.g. theft, vandalism)
Violent crimes (e.g. assault)
Homelessnes
Prosttitution
Other
issue

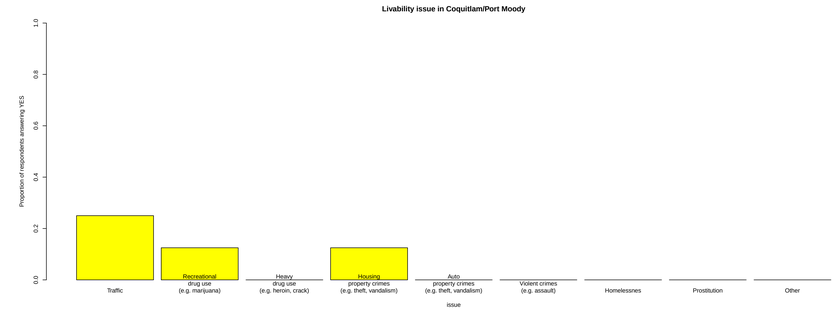
Livability issue in Coquitlam/Port Moody
Proportion of respondents answering YES
0.0
0.2
0.4
0.6
0.8
1.0
Traffic
Recreational drug use (e.g. marijuana)
Heavy drug use (e.g. heroin, crack)
Housing property crimes (e.g. theft, vandalism)
Auto property crimes (e.g. theft, vandalism)
Violent crimes (e.g. assault)
Homelessnes
Prosttitution
Other
issue

Livability issue in New Westminister
Proportion of respondents answering YES
0.0
0.2
0.4
0.6
0.8
1.0
Traffic
Recreational drug use (e.g. marijuana)
Heavy drug use (e.g. heroin, crack)
Housing property crimes (e.g. theft, vandalism)
Auto property crimes (e.g. theft, vandalism)
Violent crimes (e.g. assault)
Homelessnes
Prosttitution
Other
issue

Livability issue in North Shore
Proportion of respondents answering YES
0.0
0.2
0.4
0.6
0.8
1.0
Traffic
Recreational drug use (e.g. marijuana)
Heavy drug use (e.g. heroin, crack)
Housing property crimes (e.g. theft, vandalism)
Auto property crimes (e.g. theft, vandalism)
Violent crimes (e.g. assault)
Homelessnes
Prosttitution
Other
issue


Livability issue in Vancouver -- Broadway
Proportion of respondents answering YES
0.0
0.2
0.4
0.6
0.8
1.0
Traffic
Recreational drug use (e.g. marijuana)
Heavy drug use (e.g. heroin, crack)
Housing property crimes (e.g. theft, vandalism)
Auto property crimes (e.g. theft, vandalism)
Violent crimes (e.g. assault)
Homelessnes
Prosttitution
Other
issue

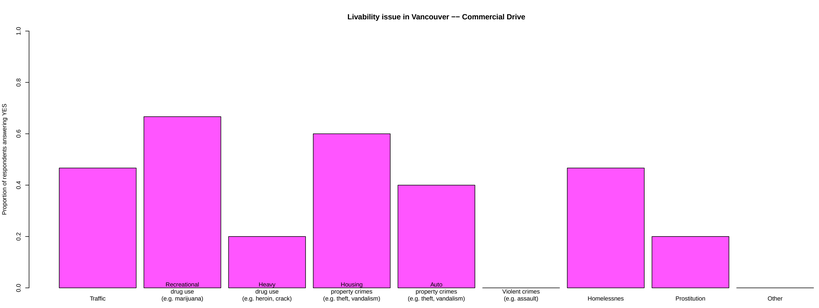
Livability issue in Vancouver -- Commercial Drive
Proportion of respondents answering YES
0.0
0.2
0.4
0.6
0.8
1.0
Traffic
Recreational drug use (e.g. marijuana)
Heavy drug use (e.g. heroin, crack)
Housing property crimes (e.g. theft, vandalism)
Auto property crimes (e.g. theft, vandalism)
Violent crimes (e.g. assault)
Homelessnes
Prosttitution
Other
issue


Livability issue in Vancouver -- Downtown
Proportion of respondents answering YES
0.0
0.2
0.4
0.6
0.8
1.0
Traffic
Recreational drug use (e.g. marijuana)
Heavy drug use (e.g. heroin, crack)
Housing property crimes (e.g. theft, vandalism)
Auto property crimes (e.g. theft, vandalism)
Violent crimes (e.g. assault)
Homelessnes
Prosttitution
Other
issue

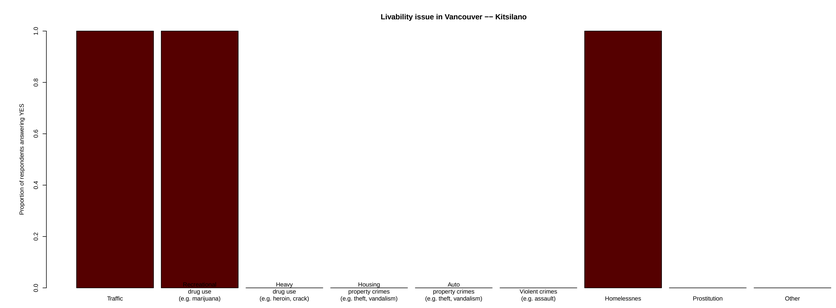
Livability issue in Vancouver -- Kitsilano
Proportion of respondents answering YES
0.0
0.2
0.4
0.6
0.8
1.0
Traffic
Recreational drug use (e.g. marijuana)
Heavy drug use (e.g. heroin, crack)
Housing property crimes (e.g. theft, vandalism)
Auto property crimes (e.g. theft, vandalism)
Violent crimes (e.g. assault)
Homelessnes
Prosttitution
Other
issue

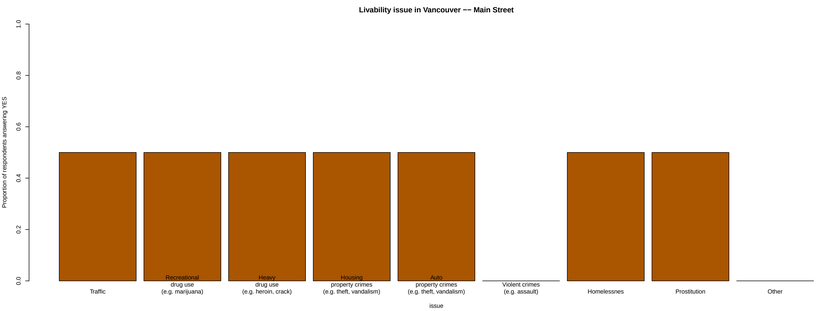
Livability issue in Vancouver -- Main Street
Proportion of respondents answering YES
0.0
0.2
0.4
0.6
0.8
1.0
Traffic
Recreational drug use (e.g. marijuana)
Heavy drug use (e.g. heroin, crack)
Housing property crimes (e.g. theft, vandalism)
Auto property crimes (e.g. theft, vandalism)
Violent crimes (e.g. assault)
Homelessnes
Prosttitution
Other
issue

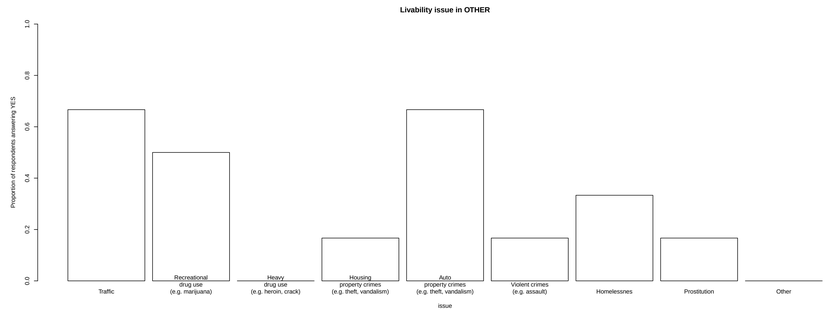
Livability issue in OTHER
Proportion of respondents answering YES
0.0
0.2
0.4
0.6
0.8
1.0
Traffic
Recreational drug use (e.g. marijuana)
Heavy drug use (e.g. heroin, crack)
Housing property crimes (e.g. theft, vandalism)
Auto property crimes (e.g. theft, vandalism)
Violent crimes (e.g. assault)
Homelessnes
Prosttitution
Other
issue