

Evaluating Spaces for Older Adults Experiencing Homelessness: findings from an environmental audit

Hannah Brais, Old Brewery Mission, McGill University
Émilie Cormier, Université du Québec à Montréal
Diandra Serrano, McGill University
Atiya Mahmood, PhD, Simon Fraser University
Tamara Sussman, PhD, McGill University
Valérie Bourgeois-Guérin, Université du Québec à Montréal

**Gerontological Society of America Annual Scientific Meeting,
November 2021**

AIRP | VABE
Aging in the Right Place | Vieillir au Bon Endroit
PARTNERSHIP | PARTENARIAT



Background: Aging in the Right Place



(Lawrence & Low, 1990; Humphries & Canham, 2021)

The Tool

1) The “Exterior of the building”



2) The “Interior of the building”



3) The “Residents’ Unit”



4) Concluding rating: Project/
housing complex décor and
appearance



+ Secondary Observation

Adapting the Tool

Q 26 (SA-Q26)	<input type="checkbox"/>	<input type="checkbox"/>	<input type="checkbox"/>	Is there signage showing actions taken for COVID-19 safety protocols?
-------------------------	--------------------------	--------------------------	--------------------------	---

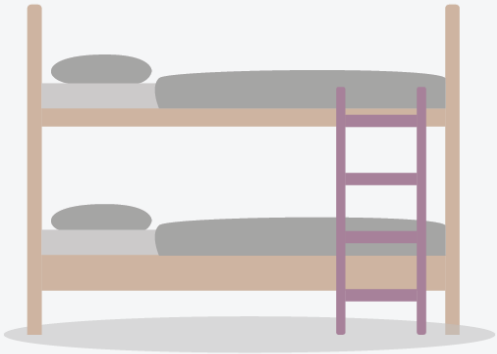
Q 190 (SC-P1-Q190)	<input type="checkbox"/>	<input type="checkbox"/>	<input type="checkbox"/>	Is there a lockable security safe available in the unit/room?
------------------------------	--------------------------	--------------------------	--------------------------	---

Q3: Describe the quality of public spaces/amenities in the area. How do they support social interaction and public life?


[Observe the type of public spaces located in the area (restaurants, parks, library, banks, religious/spiritual places, etc.) and whether they are accessible for mobility device users, types of uses/activities and users (I.e. age groups) these public spaces support, the extent to which these public spaces are being used, and whether public spaces are even present in the area?]

Promising Practice Models


1.




Emergency, temporary,
or transitional shelter/
housing with supports




2.



Independent housing
with offsite supports




3.




Supported independent
housing with onsite
non-medical supports



4.



Permanent supportive
housing with onsite
medical and / or
specialized services



Methodology: conducting the audit



Analysis Process

1. Conceptual linkage

Conceptual Linkage Framework Rating	Functionality, Accessibility, Safety & Security, Social Activity, Autonomy & Identity			
SECTION A: EXTERIOR OF THE BUILDING				
	Functionality (F)	Accessibility (A)	Safety and Security (SS)	Social Activity (SA)
1. Sheltered from the sun and rain and snow?			X	
2. Is the exterior main entrance adequately lit?	X		X	
2a. How many light fixtures are present?				
2b. How many light fixtures are lit/functional?				
2c. Adequately lit at night for older adults?	X		X	
3. Visible from seating in the lobby?			X	
4. Visible from the station of an employee?			X	
5. Is the entrance barrier free?		X		
6. Is there outside seating in front of the building?	X			X
6a. Is it visible from the entrance lobby?	X		X	X
6b. Is it visible from a ground floor social space?	X		X	X
6c. Is it visible from the station of an employee?			X	
6d. Is it protected from the weather?			X	
6e. Is it provided with a view of pedestrians, etc.?				X

2. Weighting the items

No Weighting	Weighting
1	1
1	1
1	1
1	1
1	1
1	0,2
1	0,2
1	0,2
1	0,2
1	0,2

3. Percentages

A) PP compared to the maximum potential evaluated by the tool

B) PP compared to its own potential

Weighted score of the PP

Weighted baseline score of the tool

Weighted score of the PP

Weighted baseline score of the PP
(without N/A items)

4. Interpretation

Low: Up to 33%

Medium: 34% to 66%

High: 67% and over

Analysis Results

General Results					
	Functionality	Accessibility	Safety and Security	Social Activity	Autonomy and Identity
PP/PP	47%	65%	54%	55%	14,29%
PP/Base	34%	43%	41%	47%	10%

SECTION A: Exterior of the building				
	Functionality	Accessibility	Safety and Security	Social Activity
PP/PP	26%	38%	27%	28%
PP/Baseline	19%	31%	18%	24%

Legend

Low: Up to 33%

Medium: 34% to 66%

High: 67% and over

Findings: different gazes on the environment



vs



Findings: a different look on the outdoors



“In the back by the benches, right behind the shelter. And then the alley is here. And so you know, we feed the birds... Outside where, where we spent all of our time, I, at least I was probably the one that spent most of the time outside, and uh, feeding the pigeons and, and you know, five o'clock that was feeding time. ”

Findings: a different look on the outdoors



Findings: what can't be seen



“And this is the road that I use that I walk along it and go for walks along this road. It is the hallway between the shelter and the Kerby Center. So today, I already made five circles there and back. And I will do more. and the evening tonight, I will also go for a walk and I will walk the same amount. It’s more about, not not about aging, but about getting more energized because physical activities make you younger and it gives you more energy.”

Findings: what can't be seen



Findings: what can't be seen



Findings: Conclusion





Discussion: Challenges



Discussion: Strengths

Thank you!



[Twitter](#)



[Linkedin](#)



[Website](#)

References

Humphries, J., & Canham, S. L. (2021). Conceptualizing the shelter and housing needs and solutions of homeless older adults. *Housing Studies*, 36(2), 157-179.

Lawrence, D. L., & Low, S. M. (1990). The built environment and spatial form. *Annual review of anthropology*, 19(1), 453-505.

Macnaughton, E. L., Goering, P. N., & Nelson, G. B. (2012). Exploring the value of mixed methods within the at home/chez soi housing first project: A strategy to evaluate the implementation of a complex population health intervention for people with mental illness who have been homeless. *Canadian Journal of Public Health*, 103(S1). <https://doi.org/10.1007/bf03404461>

Mahmood, A., O'Dea, E., Bigonnesse, C., Labbe, D., Mahal, T., Qureshi, M., & Mortenson, W. B. (2020). Stakeholders Walkability/Wheelability Audit in Neighbourhoods (SWAN): User-led audit and photographic documentation in Canada. *Disability & Society*, 35(6), 902-925.

Moos, R. H., & Lemke, S. (1992). *Physical and architectural features checklist manual*. Center for Health Care Evaluation, Department of Veterans Affairs and Stanford University and [sic] Medical Centers.

Moos, R. H., & Lemke, S. (1996). *Evaluating residential facilities: The multiphasic environmental assessment procedure*. Sage Publications, Inc.

Wisdom, J., & Creswell, J. W. (2013). Mixed Methods: Integrating Quantitative and Qualitative Data Collection and Analysis While Studying Patient-Centered Medical Home Models. *PCMH Research Methods Series*.



DISCLOSURE

I have no commercial relationships to disclose.