

**GENERAL NOTES - RENOVATION KEYPLANS**

MAINTAIN ALL EXIT PATHS SERVING OCCUPIED AREAS DURING RENOVATIONS.

REFER TO LANDSCAPE DRAWINGS FOR COURTYARD RENOVATIONS.

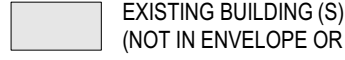

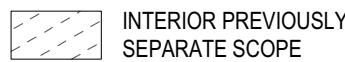

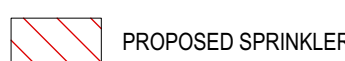




REFER TO MECHANICAL & ELECTRICAL DRAWINGS FOR SYSTEMS MODIFICATIONS TO SUIT NEW INTERIOR PROGRAM LAYOUTS.

REMOVE AND REINSTALL EXISTING CEILING FINISHES AS REQUIRED FOR INSTALLATION OF NEW SPRINKLERS IN AREAS OUTSIDE OF INTERIOR RENOVATION SCOPE.

EXISTING HANDRAILS & GUARDRAILS TO REMAIN TO BE PAINTED.

EXISTING CONCRETE EXPOSED BY REMOVAL OF WOOD PANELLING TO BE CLEANED AND MADE GOOD.

**LEGEND - RENOVATION**

-  EXISTING BUILDING (S) (NOT IN ENVELOPE OR INTERIOR RENEWAL SCOPE)
-  EXISTING BELOW GRADE
-  INTERIOR PREVIOUSLY REMEDIATED UNDER SEPARATE SCOPE
-  EXISTING AREA TO REMAIN OPERATIONAL DURING CONSTRUCTION
-  PROPOSED SPRINKLER SCOPE AREA
-  0-HR FIRE RESISTANCE RATING
-  1-HR FIRE RESISTANCE RATING
-  PROJECT RENOVATION SCOPE AREA
-  ENVELOPE REMEDIATION SCOPE LINE (ABOVE GRADE U.N.O.)

**KEYNOTES - RENOVATION**

- 1 INTERIOR REMEDIATION AS REQ'D FOR NEW ENVELOPE AT ABOVE GRADE EXTERIOR WALL, TYP. REF ALSO ELEVATIONS. SCOPELINE 24" FROM FACE OF EXTERIOR WALL U.N.O. AT AREAS OUTSIDE INTERIOR RENOVATION SCOPE.
- 2 NEW PERIMETER HEATING & ASSOCIATED DHW PIPING AT EXTERIOR WALL; REF MECH. REPAIR EXISTING FINISHES TO REMAIN AS REQ'D.
- 3 FIBRE WRAP TO EXISTING CONCRETE COLUMNS BELOW EXISTING DISCONTINUOUS WALLS; REFER STRUCTURAL
- 4 NEW DRAG STRUT AT UNDERSIDE OF SLAB; REFER STRUCTURAL
- 5 NEW STRUCTURAL GLASS FLOOR; 1 HR FRR; REFER ALSO STRUCTURAL
- 6 NEW FOLDED-PLATE STEEL STAIR WITH PRECAST CONCRETE TREADS AND GLASS GUARDS. NEW OR MODIFIED SLAB OPENING; REFER ALSO STRUCTURAL
- 7 NEW SKYLIGHT & WOOD STRUCTURE; REFER ALSO STRUCTURAL
- 8 NEW CONCRETE INFILL; REFER ALSO STRUCTURAL
- 9 NEW CONCRETE STAIR & SEATING AREA WHERE EXISTING STAIR REMOVED; REFER ALSO STRUCTURAL
- 10 NEW CEILING c/w INTEGRATED HVAC, SPRINKLER, LIGHTING & IT CABLING SYSTEMS; REF ALSO MECH, ELEC & TECH DRAWINGS
- 11 NEW EXTERIOR GALVANIZED STEEL FLAT BAR PICKET GUARDRAILS; REFER ELEVATIONS
- 12 NEW POLYCARBONATE CANOPY ON NEW STEEL STRUCTURE ON EXISTING CONCRETE CURB WALLS FOR DIG SITE
- 13 NEW SEISMIC BRACING AT EXIST. OPENINGS.
- 14 NEW ENTRY CANOPY.
- 15 NEW ENTRY CANOPY c/w SKYLIGHT.
- 16 NEW CAP FLASHING AT EXISTING CONCRETE WALL; OVERLAP AT EXISTING ROOFING ON ROOF 02 & TIE-IN TO NOTE 16 AT SAYWELL.
- 17 NEW METAL WALL CLADDING; TUCK UNDER EXIST SILL FLASHING @ SAYWELL CURTAIN WALL & CONNECT TO NEW SKYLIGHTS @ GL-F.
- 18 RE-ROOF EXISTING PLANTER 01W.
- 19 NEW EXIT STAIR ENCLOSURE c/w NEW ROOF w/ STEEL DECKING - REFER TO EXTERIOR ELEVATIONS AND REFER ALSO STRUCTURAL.
- 20 EXISTING MANHOLE - RAISE TO NEW GRADE.
- 21 NEW MANHOLE FOR SPRINKLER SUMP; REF MECH & CIVIL
- 22 NEW ROOFTOP UNIT; REF MECHANICAL
- 23 NEW ROOFTOP EXHAUST; REF MECHANICAL

