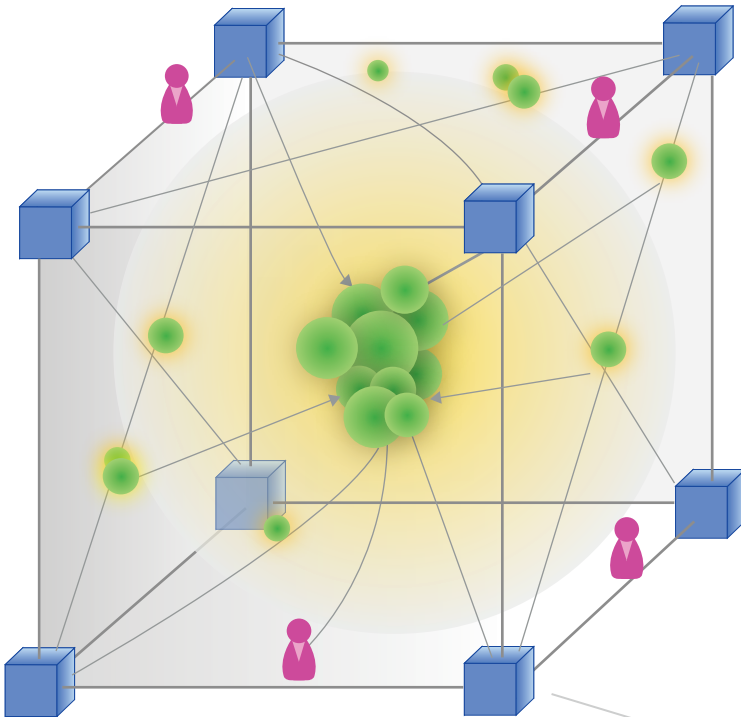
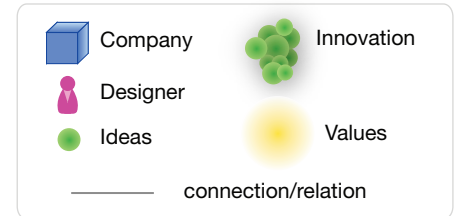
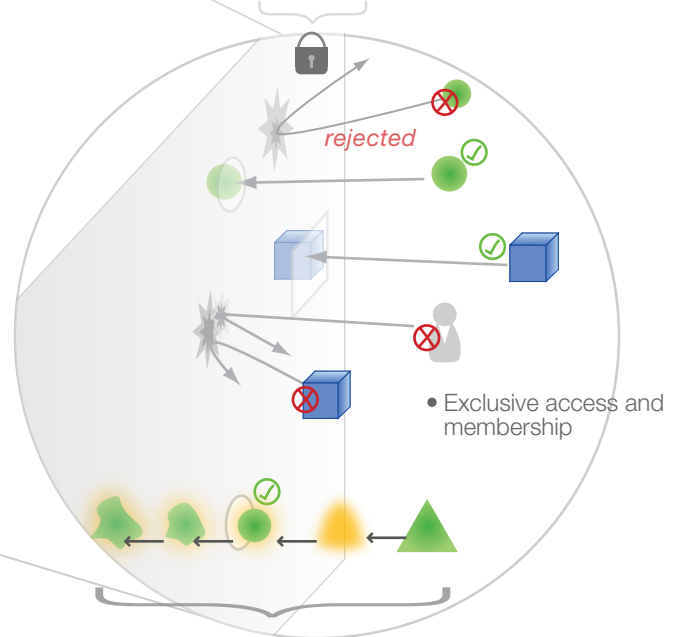


SolidNetwork

- Strong connections and reliance between each entity.
- Strong, rigid structure and closed off to external ideas and companies/designers
- Very strong identity (Foundation built on values, traditions, culture)
- All entities share traditions and well grounded values
- Ideas are not radically different; follows values and identity
- Slow to adapt to large-scale changes
- Core knowledge/innovation emanates strong values
ideas also emanate and are based on values (●)



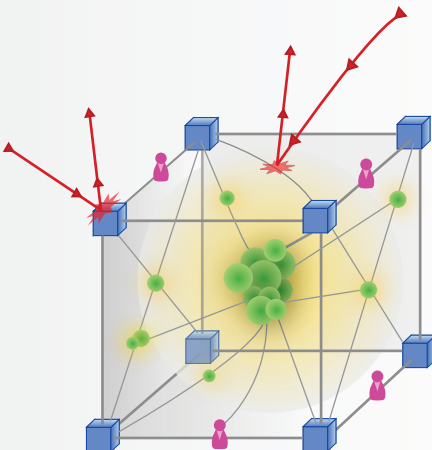
- ⊗ does not compliment the network
- ✔ Compliments network; fits in
 - Secure and protective.
 - Closed off
Acts a filter, accepts only ideas or companies/designers that compliment the network (fits requirements)



Some ideas that don't fit, may be forced through the networks filter until it fits and is acceptable. But this process makes the idea become distorted and deformed (from what it was originally) as it is forced & pushed into the network to fit.

Secure, protective to impacts

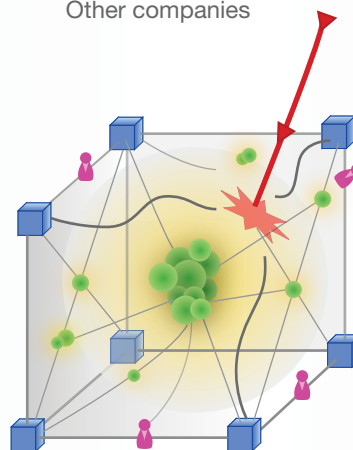
- impacts from external threats or competition



Large scale impacts

- Impacts that adversely affect a company/designer/network **foundation**
examples: External pressure
Decrease in consumption & profits
Other companies

... may lead to. . .



Collapse of the Network

- Because of the heavy reliance on each other, the loss of any entity will affect the whole network and may lead to a collapse
- slow to recover or unrecoverable

