

3/31/22

## Cobweb Theory, Market Stability and Price Expectations

Geoffrey Poitras\*  
Beedie School of Business  
Simon Fraser University  
Vancouver B.C., CANADA V5A 1S6  
email: [poitras@sfu.ca](mailto:poitras@sfu.ca)  
website: [www.sfu.ca/~poitras](http://www.sfu.ca/~poitras)

### ABSTRACT

Contributors to cobweb theory include many leading economists of the 20<sup>th</sup> century. From early beginnings in 1930, cobweb theory played a key role in evolving perceptions of market stability arising from recursive linear models with endogenous dynamics. The focal point of this evolution in cobweb theory is the transition from naive to adaptive to rational price expectations. After a review of the pre-history, this paper examines the first wave of linear cobweb theory initiated by Tinbergen, Schultz and Ricci and proceeds to consider the evolution of price expectations in the second wave of cobweb models associated with endogenous cycles in commodity markets. Finally, the role of modern cobweb theory in discussions surrounding the stability of market equilibrium and the connection to processes with rational expectations is assessed.

### Keywords:

cobweb theory; linear recursive models; hog price cycle; expectations.

\* Author is Professor of Finance at Simon Fraser University. The helpful comments of two anonymous reviewers and the editor are gratefully acknowledged.

## **Cobweb Theory, Market Stability and Price Expectations**

### **I. INTRODUCTION**

From the classical metaphor of the invisible hand to the neoclassical Pareto optimality of perfect competition, theoretical and empirical claims about market stability lie at the core of orthodox economics. Confronted by cycles, sometimes unstable, in prices and production, belief in the self-regulating market mechanism has fostered a gradual evolution in models of market equilibrium. Essential features of this evolution are the shift from deterministic to stochastic modeling and recognition of the recursive role producer price expectations have in determining future supply. Cobweb theory has played an essential role incorporating both features as explanations for endogeneity of price and production cycles in commodity markets. Empirical testing of cobweb models explored the possibility ‘short run’ supply and demand elasticities could produce temporary market instability. Subsequent evolution in the role of price expectations in cobweb theory -- from naive to adaptive to rational expectations -- generated fundamental change in theoretical conditions that validate claims of market stability.

Given the number of substantive contributions by important economists, lack of attention to cobweb theory in the history of economic thought on stability of market equilibrium is perplexing. A partial listing of contributors to this topic includes Jan Tinbergen (1930); Henry Schultz (1930); Nicholas Kaldor (1934); Wassily Leontief (1934); Ronald Coase (1935); Paul Samuelson (1944, 1976); Marc Nerlove (1958); and John Muth (1961). Cobweb theory appears in models of endogenous cycles in prices and production and empirical studies of agricultural phenomena such as the hog price cycle. In conjunction with motivating development from naive expectations to adaptive expectations to rational expectations, cobweb theory also played a role in the evolution of recursive models for endogenous cycles in prices and production using linear difference equations to non-linear models of market equilibrium that can admit complex cyclic or chaotic properties, e.g., Hommes (1992), Galas and Nusse (1996). As such, cobweb theory directs attention to empirical and theoretical properties associated with stability of markets. The model continues to attract contributions, e.g., Gouel (2012); Glöser-Chahoud et al. (2016); Chaudhry and Miranda (2018).

After a review of the pre-history traceable to 19<sup>th</sup> and early 20<sup>th</sup> century contributions that identified recurring cycles in commodity prices and production, this paper details the ‘first wave’

of linear cobweb models during the 1930's that introduced the theoretical possibility of endogenous market instability and clarified the distinction between static and dynamic equilibrium. Subsequent empirical studies by agricultural economists explored difficulties of estimating demand and supply elasticities associated with the generation of cycles arising in commodity markets predicted by cobweb theory. In turn, theoretical attacks on the possibility of market instability identified by cobweb theory suggested 'improvements' that included introduction of non-linear supply and demand curves; 'velocity of adjustment'; competitive storage and risk; vertically linked markets and the like. Over time, the lynchpin of improvements involved the evolution of price expectations, from the initial naive model of first wave cobweb theory to the second wave incorporating adaptive expectations and, eventually, the random dynamics of rational expectations.

## II. PRE-HISTORY TO THE FIRST WAVE

According to Ezekiel (1938, p.255), the origin of cobweb theory occurs in 1930 when "three economists, in Italy [Umberto Ricci], Holland [Tinbergen], and the United States [Schultz], apparently independently, worked out the theoretical explanation which has since come to be known as the 'cob-web theorem'".<sup>1</sup> The etymology of 'cobweb theorem' can be traced to Kaldor (1934, p.134), though Leontief (1934, in German) also refers to "*Spinnwebenbild*". Being concerned with explaining "regularly recurring cycles in the production and prices of particular commodities", this 'first wave' linear cobweb theory was preceded by a pre-history of contributions that identified cobweb-type behavior associated with prices for grains and other

---

<sup>1</sup>. The claim that initial contributions were 'apparently independent' raises questions about whether archival materials such as personal correspondence, references in meetings, reports and the like could be used to determine whether there was a seminal contributor. Additionally, such sources -- including the Tinbergen archives at Erasmus University, Moore archives at Columbia University and Ezekiel papers in the FDR Library -- could possibly be used to assess motivations of protagonists involved in prior and subsequent contributions to cobweb theory. However, preliminary efforts exploring these archives, combined with information from secondary sources such as Mirowski (1990) and the paucity of archival sources for Schultz and Ricci, suggest determining credit for origination of cobweb theory may not be a resolvable task.

commodities. The earliest such contribution appears in *Traité des grains* (1704, short title) by the Enlightenment ‘philosopher’ Pierre de Boisguilbert (1646-1714) with an empirical observation about cobweb-like behavior of French grain prices (Spengler 1984). However, Boisguilbert did not develop an analytical explanation for such empirical observations and this contribution either had little impact or was “swallowed up” in the “anonymity ... relating to the impact of late seventeenth and early eighteenth century writers” (Spengler 1984, p.89).

Other pre-history contributions from the first half of the 19<sup>th</sup> century with endogenous dynamics that focused on pricing and production of agricultural commodities include the debate surrounding the Corn Laws where Robert Torrens, Thomas Malthus and J.R. McCulloch proposed ‘cobweb-like’ explanations that “stressed ... corn laws magnified fluctuations in the price of corn by preventing the full adjustment of supply and demand following variations in crops” (Besomi 2006, p.633). In 1839, James Wilson proposed an earlier version of cobweb-like theory that explained “fluctuations in grain supply and prices in terms of output in earlier years” (Boot 1983, p. 567). Endogenous price dynamics also appear in explanations of market instability associated with economic crises, e.g., Link (1959), Besomi (2006). Explanations of crises based on endogenous dynamics differed from reliance on exogenous factors, such as crop failures, wars, trade embargoes and the like, that resulted in a return to stability of ‘normal conditions’ once the exogenous influence had dissipated. Though William Huskisson, Thomas Tooke and others did propose explanations for economic crises that had endogenous features, only a few further proposed such endogenous dynamics were cyclical. Besomi (2006) identifies less well-known figures -- John Wade, Hyde Clark and James Wilson -- that were early proponents of endogenous cycles.<sup>2</sup>

By the end of the 19<sup>th</sup> century, acceptance of endogenous dynamics generating economic cycles with fixed periodicity was common; Stanley Jevons being but one such proponent. With the rise of neoclassical economics, the marginalist revolution and increasing dependence on formal mathematics, such acceptance also coincided with the origins of modern econometrics

---

<sup>2</sup>. These earlier contributions were not recognized in the widely cited early summary of cobweb theory, Ezekiel (1938, p.255), where Benner (1876) is seen as being first to identify “regularly recurring cycles in the production and prices of particular commodities”.

(Turner and Wood 2020, p.509). This evolution in economic thought followed two general lines of development. In contrast to the mathematical ‘pure economics’ of the Walrasian general equilibrium model, seminal contributions of Vilfredo Pareto, F.Y. Edgeworth and Jevons were characterized by additional rigor and precision provided by incorporating empirical and analytic methodologies of physics and other natural sciences. The latter line generated several decades of concern about distinguishing between statics and dynamics. Marshall (1898, p.37) provides an initial perspective: “The terms Economic Statics and Dynamics (or Kinetics) are imported from physics; and some discussions about them have seemed to imply that statics and dynamics are distinct branches of physics. But of course they are not.” It is on this landscape of economic thought Henry Ludwell Moore made numerous contributions that, eventually, led to the emergence of first wave cobweb theory.

An odd feature of the noted summary by Ezekiel (1938) covering the emergence and early evolution of cobweb theory is the treatment of Moore, only mentioned in relation to Ricci (1930) which is a response to comments about Ricci made in Moore (1929, pp.28-32). Cobweb theory represents the next step after Moore in explaining ‘the moving equilibrium of demand and supply’ Moore (1925, 1929) was seminal in formulating. Moore was supervisor for the 1925 PhD thesis of Henry Schultz – ‘Estimation of Demand Curves’ – that provided foundation for later work on estimation of commodity demand functions. That Moore was a strong influence on later theoretical and empirical work by Schultz is evident in praise Schultz gives Moore in various studies. Tinbergen (1930) recognizes Moore (1925) and Schultz (1928) as motivations for introduction of cobweb dynamics to explain the relationship between ‘the tendency toward static equilibrium of supply and demand’ and persistence of observed cycles in prices. Use of an econometric model with a supply function using a lagged price combined with a demand function dependent on current price as an explanation for cyclical behavior arguably originates with Moore (1925) (Schultz 1928; Morgan 1990, p.170).

Moore (1929) is largely concerned with developing theoretical and statistical properties of the ‘Law of Supply and the Law of Demand’. Observing that for Alfred Marshall “treatment of particular equilibria is hypothetical, static, and limited to functions of one variable”, Moore (1929, p.94) adopts the following empirical approach to the theoretical dynamic moving equilibrium solution proposed by Leon Walras in the *Elements* “which re-establishes itself

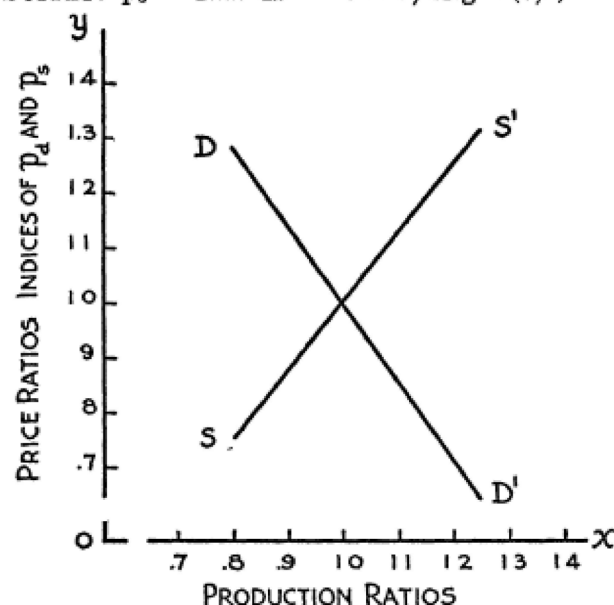
automatically as soon as it is disturbed”:

The problem of a moving equilibrium of demand and supply when both demand and supply are functions of one variable alone may, therefore, be treated empirically by the methods with which we have become acquainted [correlation and linear regression]. In the process of empirically determining the moving equilibrium of supply and demand for potatoes Moore (1925, p.370; 1929, p.97) makes a seminal statistical contribution – what Schultz (1928, ch.V) refers to as “the lag method” – that becomes an essential feature of first wave cobweb theory. Schultz (1928, p.126) observes: “Professor Moore does not give a detailed explanation of his method, but an examination of the way in which he uses the same data to obtain both the demand curve and the supply curve leaves no doubt as to the rationale of it.” Moore provides the following initial presentation for statistical estimation of the ‘Law of Supply and Demand’ using the lag method depicted with a so-called Marshallian ‘partial equilibrium’ supply-demand diagram:

**FIGURE 2. A MOVING EQUILIBRIUM OF DEMAND AND SUPPLY.  
POTATOES.**

DEMAND:  $p_d = -1.425x + 2.425$ , origin (0,0);

SUPPLY:  $p_s = 1.2224x - .2224$ , origin (0,0).



where  $x$  is equilibrium quantity and  $p_d$  is current price and  $p_s$  is price lagged one period with all variables being de-trended.<sup>3</sup>

It is unfortunate that presentation of the theoretical model proposed by Moore in ‘Figure 2’ was adjusted by Morgan (1990, p.170) and Stigler (1962, p.16). Using notation that seemingly suppresses recognition of the ‘trend ratios’ used by Moore, Morgan reformulates the moving equilibrium of demand and supply in a more modern format as:

$$(1) \quad \text{Demand equation} \quad P_t = a_0 + a_1 Q_t^D$$

$$(2) \quad \text{Supply equation} \quad Q_t^S = b_0 + b_1 P_{t-1}$$

$$\text{where: } Q_t^D \equiv Q_t^S$$

The notation  $Q$  replaces  $x$ , time dating is introduced and having the supply equation with  $Q$  on the left-hand side is more consistent with subsequent formulations of cobweb theory. In contrast, Stigler follows the formulation given in Tinbergen (1930) and inverts results given by Moore to:

$$x_{dt} = 1.702 - .702 p_t$$

$$x_{st} = .181 + .801 p_{t-1}$$

Though these alternative formulations to that used by Moore are more consistent with those employed in subsequent cobweb theory presentations, historical context is obscured. As indicated in both Schultz (1928, p.176-8) and Moore (1925, p.368), the actual estimations involved prices being regressed on quantities. Whether Moore was proposing a model of market stability with naive price expectations where both price and quantity were endogenously determined, or not, is left unresolved. The econometric procedure of estimating a reduced form and solving for the

---

<sup>3</sup>. In the estimations, Moore (1925, p.367) observes: “the empirical law of demand may be ascertained either by the method of trend ratios or by the method of link ratios. The same methods could be used in deriving the empirical law of supply”. Though Morgan does recognize Moore used ‘link relative’ and ‘trend ratio’ data transformations, this point is not recognized in presenting these equations. Stigler recognizes use of the data transformations but does not specify equations in the same form as Moore.

structural coefficients is not employed.

Oddly, empirical parameter estimates provided by Moore in “Figure 2” seemingly indicate market instability. Though Moore does not recognize this implication, the first wave contribution by Ricci shows the supply lag estimated by Moore, if written as a dynamic problem, produces increasing oscillations around the equilibrium if unperturbed. While complementary to Moore, Ricci (1930, p.656) observes: “So the equilibrium, once broken, is lost forever. The American economy is, at least as far as the potatoes are concerned, at the mercy of the tragic fate of a growing disequilibrium!” Ricci proceeds to show that slightly changing parameters of the supply curve is enough to obtain either a sustained cycle for a restricted parameter range, or a damped cycle for a wider range of parameters. As such, Ricci clearly demonstrated fragility of economic stability associated with market fluctuations. Despite the careful development of assumptions in Moore (1929), Ricci (1930, p.657) was able to show “he failed to meet the much more vital requirement that his equilibrium should be stable”.<sup>4</sup>

### III. FIRST WAVE COBWEB THEORY

The history of cobweb theory has distinct roots in the diverse emerging fields of econometrics and agricultural economics. In econometrics, connections between early contributors to cobweb theory and the Econometric Society are numerous. Henry Schultz was one of sixteen founding members of the Society in 1930 and, together with Tinbergen and Ricci, was one the first 1933 list of Fellows. Mordecai Ezekiel was a named Fellow in 1935. Other important contributors to cobweb theory were also later named Fellows: Leontief [1939], Samuelson [1944], Kaldor [1945], Nerlove [1960] and Muth [1968]. Also included in the list of Fellows are a number that were important to the pre-history and contributions to empirical work: Henry Moore [1933], Elmer Working [1945] and Holbrook Working [1947]. As such, the emergence of cobweb theory represents a substantive step in the evolution of ‘economic science’ beyond theoretical frameworks of Antoine-Augustin Cournot, Edgeworth, Walras and Pareto that motivated the ‘statistical economics’ and ‘synthetic economics’ Moore used to explore empirical estimation of

---

<sup>4</sup>. Thanks to an anonymous reviewer for assistance with translations from the German. Further discussion on the connection to macroeconomic instability is provided by Assous and Carret (2022, ch.2).



supply and demand functions with linear regression and correlation techniques.

With hindsight, it is apparent numerous confusions and limitations are associated with the ‘moving equilibrium of supply and demand’ proposed by Moore. The cobweb theory of Ricci and Tinbergen originates as a demonstration Moore was incorrect in concluding market stability equilibrium will necessarily be restored following perturbation to supply or demand.<sup>5</sup> Yet, despite some shortcomings, the contributions of Moore were significant enough for Tinbergen (1951, p.9) to observe: “[E]conometrics had its precursors even before it was christened. Econometricians like to think of Cournot the same way as economists think of Adam Smith, whereas the great modern precursor or, rather, pioneer has been Moore.” Among others, this view was shared by Stigler (1962, p.1):

If one seeks distinctive traits of modern economics, traits which are not shared to any important degree with the Marshallian or earlier periods, [they] will find only one: the development of statistical estimation of economic relationships ... Henry Moore was its founder, in the sense in which most large movements have a founder. He had gifted predecessors and contemporaries; but no one else was so persistent, so ambitious, or so influential as he in the development of this new approach.

Appearing the year following the retirement of Moore due to ‘illness’, the same year as the founding of the Econometric Society, cobweb theory coincides with the first steps along the path to modern econometrics and economic dynamics.

The initial first wave cobweb theory by Schultz, Tinbergen and Ricci appearing in 1930 had some distinctive features. As with the important contribution by Leontief (1934), these publications were in German sources leaving presentation of early cobweb models in English publications to contributions such as Kaldor (1934), Coase and Fowler (1935), Lachmann (1936)

---

<sup>5</sup>. Included among the ‘failings’ of Moore is folklore surrounding the ‘demand for pig iron’ This failing is the supposed claim in Moore (1914) of a positively sloped demand curve for pig iron, which failed to recognize the use of correlation methods to estimate demand curves requires demand to be relatively stable and for supply to exhibit substantial fluctuation. Closer reading of Moore (1914) reveals Moore was making a point about the relationship between cycles in yield per acre and lagged impact on the activity of industry and volume of trade.

and Ezekiel (1938).<sup>6</sup> The original three first wave contributions are described by Ezekiel (1938, p.256):

Schultz's demonstration was the simplest, presenting merely one example of the convergent type, but also plotting the resulting time-series of prices and quantities. Tinbergen's analysis was more complete, presenting both the convergent and divergent types ... Ricci's analysis ... presented diagrams of all three basic types, convergent, divergent, and continuous.

In turn, the linguistic barrier disguised motivations of the contributors. Tinbergen and Schultz were primarily concerned with ‘econometric’ issues surrounding the relationship between theoretical dynamic stability of market equilibrium and estimation of demand and supply functions. Though Moore (1925) had proposed a solution to the problem of reconciling empirical cycles in dynamics of certain commodity prices with theoretical notions of static market equilibrium advanced by Cournot, Walras and Marshall – a solution involving a demand function based on current price and a supply function depending on price in the previous period -- the Ricci and Tinbergen contributions to first wave cobweb theory aimed to correct inadequate interpretation of the dynamic model proposed by Moore.

Despite a common concern with cobweb theory, each of the seminal contributions reflects a different perspective. For instance, Tinbergen (1930) was rather different from Ricci and Schultz in focusing on the econometric identification problem associated with determining parameters of the supply and demand functions from a time series. Moore handled this problem by introducing what Schultz (1928) referred to as “the lag method” of shifting the column of prices and quantities down one unit to obtain two different equations for estimating supply and demand. Use of this mechanical approach explains why Moore viewed ‘the moving equilibrium of demand and supply’ as inherently convergent, overlooking the problem of potential dynamic

---

<sup>6</sup>. This attribution to German is somewhat misleading. Ricci (1930) was translated by Oskar Morgenstern from an Italian original. Despite Schultz (1930a) appearing in a German publication, the original manuscript, Schultz (1930b), is in English. Knight (1931) is another instance of a contribution relevant to statics and dynamics that was a German translation of an English source.

instability associated with cobweb theory. Tinbergen recognized the lag method was an ingenious solution to the identification problem compared to other approaches such as that in Leontief (1929). Tinbergen presented cobweb theory to demonstrate that the lag model dynamics were problematic as market stability required restrictions on parameters of the supply and demand functions: “the mechanism given here either leads to ever increasing fluctuations or to the rapid establishment of an equilibrium position” (Tinbergen, 1930, p.670).

Though Schultz (1930a,b) did also focus on econometric issues that concerned Tinbergen, the narrative was decidedly different. The preamble by the editors of *Zeitschrift für Nationalökonomie* to the contribution by Ricci captures the context: “This study is the first in a series of four papers in which the author examines the latest trends and findings in American economics.” Representing the ‘American’ approach, Schultz aimed to promote advances in ‘statistical economics’ introduced by Moore and extended in Schultz (1928). There is a detailed discussion of empirical failings of Leontief (1929) leading Schultz (1930b, pp.99-118) to conclude: “both of Leontief’s coefficients of elasticity are numerical accidents having no economic meaning.” The statistical economics of the American approach to “demand curves” is contrasted with the “statical” neo-classical, *ceteris paribus* approach of Marshall, “a special case of the general demand function of the mathematical school” associated with Walras and Pareto. Aiming to demonstrate the statistical approach to estimating the demand curve with a supply curve dependent on lagged price, it is not surprising the only cobweb diagram (Schultz 1930b, p.34, Figure IV) illustrating adjustment to disequilibrium is for the convergent case.

#### INSERT FIGURES 1 and 2

It is well known the appellation ‘cobweb’ is due to the graphical appearance of the price process following a perturbation to the demand or supply curve (see Figures 1 and 2). These diagrams from the first wave contributions are the basis for presentations in Kaldor (1934), Ezekiel (1938), Buchanan (1939) and other sources. Close examination of the graphical structure of the cobweb diagrams situates first wave cobweb theory within “a wide spectrum of research and concepts that coalesced only in the 1930s, when the topics of ‘stability’ on the one hand, and ‘expectations’ on the other, polarized economic dynamics studies” (Tusset 2009, p.267). Numerous insights and debates concerning the broader interpretation of statics, dynamics and stationary state can be roughly divided into the ‘objective’, largely mathematical

approaches based on analogies with mechanics, and the ‘subjective’, incorporating expectations and other psychological factors. The objective approach culminated in the correspondence principle of Paul Samuelson, e.g., Samuelson (1947), and the calculus of variations approach initiated by Evans and Roos and further developed by the Paretian school (Pomini 2018). While first wave cobweb theory largely advanced ‘objective’ considerations, development of the subjective dimension characterizes the second wave.

Algebraic formulation of first wave cobweb graphs and conditions associated with market instability, adapted from Tinbergen, are illustrated in various sources, e.g., Nerlove (1958b, pp.228-9), Ferguson (1960, p.300):

$$Q_t^D = d_0 + d_1 P_t \quad Q_t^S = s_0 + s_1 P_{t-1} \quad Q_t^S \equiv Q_t^D$$

This leads to the linear first order difference equation and solution for equilibrium price  $P_E$  and quantity  $Q_E$  when  $P_t = P_{t-1} = P_E$ :

$$P_t = \frac{s_0 - d_0}{d_1} + \frac{s_1}{d_1} P_{t-1} \quad P_E = \frac{s_0 - d_0}{d_1 - s_1} \quad Q_E = \frac{s_1 d_0 - d_1 s_0}{d_1 - s_1}$$

The linear cobweb dynamics follow from starting in equilibrium and imposing a discontinuous perturbation such that  $P_E \neq P_0$  (due to an exogenous shift in supply or demand at  $t = 0$ ) and observing the path of prices starting from  $P_0$  depends on the relative slopes of the supply and demand curves: explosive oscillation for  $|s_1| > |d_1|$ ; alternating oscillation for  $|s_1| = |d_1|$ ; and, converging oscillation for  $|s_1| < |d_1|$ .<sup>7</sup> Given the close relationship between elasticity and slope, these results can be expressed in terms of supply and demand elasticities for “curves of constant elasticity, reduced to linearity by using a logarithmic scale”.<sup>8</sup> More precisely, ‘explosive

---

<sup>7</sup>. Ferguson solves the difference equation for  $P_t$  in terms of  $P_0$  where it can be shown if  $P_0 = P_E$  then  $P_t = P_E$  for all  $t$ . Resolution of implicit vagueness regarding initial conditions in first wave cobweb theory is a central feature of the most recent, chaotic iteration of cobweb theory, e.g., (Gouel 2012, p.132).

<sup>8</sup>. Newman (1951, p.336). Despite making use of a lagged supply function, Moore did not recognize the mechanics of cobweb theory. Using these solutions to the cobweb model and reformulated equations for ‘Figure 2’ in Moore (1925) given by Stigler, it is apparent the estimated coefficients in Moore (1925) imply divergent oscillations inconsistent with a ‘moving

oscillation' is associated with an absolute value for price elasticity of supply greater than the absolute value for price elasticity of demand. Potential sensitivity of the dynamics to specification of  $P_0$ , a fundamental feature of chaotic processes, is not explicitly incorporated.

A now largely forgotten feature of first wave cobweb theory introduced by Schultz, Ricci and Tinbergen is the relevance of historical context. Evolving on a landscape of economic crisis, first wave cobweb theory represented a plausible theoretical illustration of inherent instability in commodity prices and production at that time. As Ezekiel (1938, pp.278-9) observes: "classical economic theory rests upon the assumption that price and production, if disturbed from their equilibrium, tend to gravitate back toward that normal. Cobweb theory demonstrates that, even under static conditions, this result will not necessarily follow", thus permitting a 'non-classical' explanation for observed persistence in underemployment of the 1930's (*Ibid.*):

Even under the conditions of pure competition and static demand and supply, there is thus no "automatic self-regulating mechanism," which can provide full utilization of resources. Unemployment, excess capacity, and the wasteful use of resources may occur even when all the competitive assumptions are fulfilled.

In this sense, first wave cobweb theory represented a substantive evolution from earlier 'inherent stability' views of Moore (1929, p.152): "Availing himself of a hint given by Cournot, Walras has shown how perturbations of a general equilibrium are diffused throughout the whole economic system, setting up oscillations which, with the flow of time, progressively diminish in amplitude until they are extinguished and equilibrium is restored."

The implication of endogenous market instability arising from first wave cobweb theory generated various contributions seeking theoretical explanations to counter possibility of such instability. Kaldor (1934) attacked cobweb theory for failing to account for distinction between short-run and long-run elasticities and the associated 'velocity of adjustment'. Lachmann (1936) identified failure to incorporate inventory adjustment. Buchanan (1939) demonstrated those cases where cobweb theory produces dynamic instability are unsustainable as "losses will inevitably exceed profits". Such theoretical results were informed by a host of empirical studies by agricultural economists on cycles in commodity markets, in general, and the hog cycle,

---

equilibrium of supply and demand'.

especially. The relevance of supply and demand elasticities to cobweb theory contributed to further empirical studies incorporating insights on estimation of demand functions by Wold and others. Against this backdrop, the disturbing theoretical implication of cobweb theory that perfect competition could lead to dynamic instability was gradually replaced by concern in the second wave with expectations formation as a theoretical foundation for rationalizing market stability. The naive expectations of the first wave evolved into cobweb models with extrapolative (Goodwin 1947), adaptive (Nerlove 1958b) and rational (Muth 1961) expectations of the second wave.

#### IV. COBWEBS IN AGRICULTURAL ECONOMICS

In addition to illustrating potential theoretical instability of the moving equilibrium of demand and supply proposed by Moore, first wave cobweb theory also stimulated seminal efforts in applied econometrics spearheaded by agricultural economists. Ezekiel (1938, p.272) identifies three theoretical conditions used to classify empirical failings of first wave cobweb theory ‘even for commodities which approximately fulfill the assumptions’:

- (1) ... Production is completely determined by the producers' response to price, under conditions of pure competition (where the producer bases plans for future production on the assumption present prices will continue, and that his own production plans will not affect the market); (2) ... The time needed for production requires at least one full period before production can be changed, once the plans are made; and (3) the price is set by the supply available.

Similar to Schultz (1928, ch.V), Ezekiel observed, even if the production decision -- such as acres planted -- is made with a lag, it is possible to reduce production by, say, plowing under planted acres or not harvesting the crop. In addition, for many commodities the cost of inputs -- such as the price of feed for livestock production -- as well as commodity price impacts the production decision.<sup>9</sup> Perhaps the most important variable impacting production for field crops is not price -- which influences acres planted -- but weather -- which impacts yield per acre. For

---

<sup>9</sup>. Though empirical limitations of the “lag method” assumption in estimation of the supply function was initially explored by Schultz (1928, ch.V), Ezekiel only identifies the contribution of Schultz (1930).

products with long life, production in any period only adds to total supply which is the variable that drives price. Finally, it is not supply alone that determines price. Demand can change depending on a range of variables such as the price of competing products, propensity to consume from income, transportation costs and foreign supply.

In contrast to ‘objective’ concerns of the seminal 1930 contributions, Ezekiel (1938) is part of a stream of efforts focusing on relevance of first wave cobweb theory to ‘real world’ situations in agricultural markets. Perhaps most well known is the so-called ‘pork cycle’, also referred to as the ‘pig cycle’ or ‘hog cycle’, an empirical phenomenon that still attracts attention, e.g., Holt and Craig (2006), Parker and Shonkwiler (2016). In an early study of cobweb theory in the UK market for pigs, Coase and Fowler (1935, p.142) reflect the distinction between theory and practical implications of cobweb theory for market stability:

The existence of a pig-cycle, in the sense of a self-perpetuating cycle of pig prices ... excited some attention among theoretical economists as an example of the influence of the lack of foresight in causing disequilibrium. In economic theory, this argument is generally known as the "cobweb theorem." If producers assume that present prices and costs will continue unchanged, and if there is a change in demand or supply conditions, then providing that the elasticities of demand and supply are of a certain order of magnitude, it can be shown that continuous fluctuations in prices and output will occur and that there will be no tendency for an equilibrium to be established.

Providing a detailed exploration of the market for pigs, Coase and Fowler demonstrate various practical reasons undermining naive price expectations of first wave cobweb theory as the basis for cyclical market behavior. The practical distinction between pig breeders and feeders is among the reasons “current prices and costs will continue” is “incorrect”. It is demonstrated breeders tended to act immediately to changes in profitability, not with a lag. Instability in profits due to variation in costs was “probably unimportant”, with variations in demand and response of foreign producers “probably extremely important”. Instead of focusing on prices, profitability is “the really significant feature”.

As the survey by Myers et al. (2010) details, empirical applications of cobweb theory by agricultural economists initially ‘built on earlier studies of supply and demand’. In addition to important contributions by Moore, Schultz, Holbrook Working (1922), Hass and Ezekiel (1926)

and Elmer Working (1927), empirical work by Bean (1929) indicated that “the dominant factor explaining changes in acreage and hog numbers was the price received by farmers in the preceding season. The price received two years preceding was also often important” (Myers et al. 2010, p.384). Recognizing the “cobweb theorem ... should be used ... only for those commodities whose conditions of pricing and production satisfy the special assumptions on which it is based”, Ezekiel (1938, pp.274-7) provided empirical evidence for potatoes similar to Bean. However, consistent with an explanation of market stability provided by Kaldor (1934), subsequent accumulating evidence commodity price and production are not negatively correlated as predicted by first wave cobweb theory motivated later empirical studies by agricultural economists estimating short run and long run demand and supply elasticities for agricultural products, e.g., Kuznets (1953), Fox (1953), Nerlove (1956, 1958a), Dean and Heady (1958), Nerlove and Addison (1958).

The evolution of empirical studies of commodity markets following first wave of cobweb theory reveals a substantive increase in sophistication beyond the simple one commodity market with a supply function depending on lagged price and demand based on current price. Though difficulties of estimating “market”, “short-run normal” and “long-run normal” supply curves with time series were recognized as early as Cassel (1933), appearance (in Swedish) of Wold (1940) can be used to benchmark the beginning of ‘second wave’ evolution. Prices of substitutes, consumer income, longer lags of prices, use of simultaneous equations and the like dramatically altered specification and estimates of commodity supply and demand curves and the associated short and long run elasticities that were essential to cobweb theory predictions of market stability. Nerlove (1956, p.863) identifies the “first serious attempt to measure the difference between short-run and long-run elasticities of demand” with the Working (1954) study of demand for meat where, essentially, impacts of price and income were modeled using moving averages.

The extent of increasing statistical sophistication of ‘econometrics’ on empirical work by agricultural economists is reflected in estimation of “long-run” supply and demand elasticities by Nerlove and Addison (1958). After deflating per capita data by “an index for the general price level of consumption goods”, long run “equilibrium” demand and supply functions are specified in ‘cobweb’ form with additional variables included:



$$Q_t^{D*} = \alpha_0 + \alpha_1 P_t + \alpha_2 Y_t \quad Q_t^{S*} = \beta_0 + \beta_1 P_{t-1} + \beta_2 t$$

where  $Q_t^{D*}$  and  $Q_t^{S*}$  are long run equilibrium values of demand and supply,  $t$  is a time trend to account for changes in production technologies over time and  $Y_t$  is income. These long run equilibrium equations are augmented by a partial ‘short-run’ adjustment mechanism where:

$$Q_t^D - Q_{t-1}^D = \rho [Q_t^{D*} - Q_{t-1}^D] \quad Q_t^S - Q_{t-1}^S = \gamma [Q_t^{S*} - Q_{t-1}^S]$$

Substituting these partial adjustment equations into the long run equilibrium equations produces the following:

$$Q_t^D = \alpha_0 \rho + \alpha_1 \rho P_t + \alpha_2 \rho Y_t + (1 - \rho) Q_{t-1}^D$$

$$Q_t^S = \beta_0 \gamma + \beta_1 \gamma P_{t-1} + \beta_2 \gamma t + (1 - \gamma) Q_{t-1}^S$$

Estimation of these theoretical equations proceeds by adding an error term to each equation and performing single equation least squares regression to determine the elasticities. Aided by the monumental effort of Stone (1954) providing data on consumption for a wide range of commodities in the UK, demand equations were estimated under the somewhat dubious assumption supply is perfectly elastic. In conjunction with estimates of supply equations using available USDA data for twenty vegetable crops, Nerlove and Addison (1958, p.879) conclude: “Treating an *economic* problem as if it were purely *statistical* is not always the best approach”.

The challenges reflected in Nerlove and Addison (1958) estimating long run supply and demand elasticities captures a range of substantive econometric issues characterizing second wave cobweb models. Issues such as observational equivalence, the identification problem and recognition of distinctions between structural and reduced form equations were only gradually being addressed over the following decade. More general problems of empirically testing dynamic theories, initially recognized by Haavelmo (1940), demonstrated, if the type of error process introduced to estimate the dynamic equation is not correctly specified, this can lead to “spurious ‘explanations’”. A simple form of such problems can be illustrated with a stochastic version of the cobweb example used by Goodwin (1947) that includes random errors  $u$  and  $v$ :

$$Q_t^D = d_0 + d_1 P_t + u_t \quad Q_t^S = s_0 + s_1 P_{t-1} + v_{t-1} \quad Q_t^S \equiv Q_t^D$$

where  $u_t$  and  $v_{t-1}$  arise from “shifts in the two curves due to influences ‘outside’ of the market”.

This leads to difficulties of specifying parameter significance tests for the just identified reduced

form equations or converting the linear difference equation for prices to moving average form:

$$P_t = \frac{s_0 - d_0}{d_1} + \frac{s_1}{d_1} P_{t-1} + \frac{v_{t-1} - u_t}{d_1} \quad Q_t = s_0 + s_1 P_{t-1} + v_{t-1}$$

In other words, it is not sound econometrics to simply add a random error term to the augmented theoretical dynamic price equation implied by the first wave as done by Nerlove and Addison (1958). Significantly, statistical difficulties of autoregressive equation errors also have implications for “processes which may be stable in the absence of disturbances [that] may become unstable if the autoregressive parameter takes on appropriate values” (Turnovsky 1968, p.671).

## V. EVOLUTION OF COBWEB THEORY

Starting with Leontief (1934), evolution of theoretical cobweb models over the next three decades was substantial. An overriding motivation for this evolution was identifying and countering factors undermining the possibility of unstable market equilibrium. In addition to the potential for unstable equilibrium to be a consequence of differences in short-term elasticities, where supply and demand adjustment is difficult, and long-term elasticities, where there is more adjustment flexibility, Kaldor (1934) recognizes supply and demand have different “velocities of adjustment”.<sup>10</sup> Using a more theoretical approach, Leontief (1934) addresses the assumption of linear supply and demand functions by introducing non-linear functions. As Waugh (1964, p.737) later observed: “Linear functions maybe reasonably satisfactory to describe data within the narrow ranges often covered by available time series. But there are good theoretical reasons, and considerable statistical evidence, that the actual functions are not.” Exploiting non-linear supply and demand functions it is possible to incorporate a significantly wider range of market stabilizing solutions, as Samuelson (1944, pp.368-74; 1947, pp.390-1) and others recognized.

In addition to non-linear functions, differences in velocities of adjustment and long run and short run elasticities, a variety of qualifications to first wave cobweb theory were proposed. Included in these studies were some developing points raised in empirical studies. For example,

---

<sup>10</sup>. It is well known when prices and quantities are measured in logarithms, velocities of adjustment correspond to elasticities. In turn, ‘curves of constant elasticity’ are linear in logarithms.

extending results in Coase and Fowler (1935), Buchanan (1939) makes a distinction between short-term and long-term supply curves and demonstrates market instability associated with cobweb cases where  $s_I = d_I$  and  $|s_I| > |d_I|$  is unsustainable as “losses will inevitably exceed profits” in these cases. Other studies aimed to provide a basis for “velocity of adjustment” by incorporating implications of speculative storage, e.g., Lachmann (1936). In addition to recognizing adjustment of stocks plays an essential role in alleviating situations where “demand fluctuates to such an extent that the velocity of change in demand is greater than the velocity of adjustment of supply [and] the situation becomes hopeless and equilibrium seemingly unattainable”, Lachmann (1936, p.233) also observes: when “market prices are no longer a reliable guide for the entrepreneur who does not want to fall back upon anticipations, the rate of change in commodity stocks will furnish a useful second criterion”.

The largely heuristic arguments of Kaldor and Lachmann are developed by Wold (1949) where reference is made to first wave cobweb theory as the “simplest case”. Wold observes that dropping the assumption that  $Q_t^D = Q_t^S$  allows for market stabilization associated with commodity storage and extension of production, such as unconsumed milk being used to produce cheese. Adapting the linear cobweb model, the resulting price dynamics are of the form:<sup>11</sup>

$$P_t = \frac{s_0 - d_0}{d_1} + \frac{s_1}{d_1} P_{t-1} + \frac{1}{d_1} (Q_t^D - Q_t^S)$$

In words, changes to stocks in storage contribute to dynamic price adjustment where the price

---

<sup>11</sup>. Using an example of a ‘retail market’ where merchants adjust prices based on changes in stock inventories observed in the previous period, Wold (1949, p.9) states a “*price-formation relation*” equation using the difference between quantity demanded and supply lagged one period that is “a first approximation [that] ... indicates how merchants adjust prices under free competition.” This differs from the price dynamics equation given here that more closely reflects the commodity market adjustment process described by Lachmann. Recognizing that the introduction of stocks into the first wave cobweb model depends on how merchants set prices in relation to stocks, Ferguson (1960, p.302-5) shows that, if the change in current price depends on the change in stocks in the previous period, this results a linear second order difference equation for prices.

impact of excess demand (supply) is mitigated by reduction (increase) in storage. In turn, Wright (1953) provides a more technical development of “discontinuous adjustments” identified by Kaldor associated with inability of producers to adjust to changes in demand. Wright demonstrates the resulting difference in short run and long run elasticity conditions that produce the instability given by first wave cobweb theory is undermined by adjustment from storage, concluding “the supply of the commodity coming on to the market can be adjusted by small increments, the equilibrium will be stable, even if the elasticity of supply is greater than the elasticity of demand.” Only if supply cannot be adjusted “in small increments” by changes in storage will the unstable case possibly hold.

Introduction of storage into a cobweb model begs an obvious question: what are the incentives to engage in storage? With this question, cobweb theory dovetails with the vast literature on supply of storage that commences with Working (1949). Though there was some debate by Hooton (1950) and Newman (1951) on the process and implications of storage in cobweb theory, such as implications of storage risk for stability of equilibrium, concern with supply of storage pivots attention away from cobweb models to “inter-temporal price relations” between the cash price and the forward or futures contract price. Though empirical work related to cobweb theory continued related to the hog cycle, e.g., Dean and Heady (1958), Harlow (1960), and estimation of elasticities, e.g., Tomek (1965), theoretical contributions not dealing with the impact of expectations formation were more-or-less muted for decades. Larson (1964) argues the ‘cobweb theorem’ is “basically incorrect” and proposes a “dynamic supply response” model against the fixed price elasticity of the static supply curve used in cobweb models. An exception is Day and Tinney (1969) where a “generalized cobweb theory” is proposed exploiting recursive linear programming to derive solutions for a two-commodity, two-factor model reaching the conclusion: “Growth and convergence of the industry to an efficient, competitive solution is possible ... On the other hand, oscillations -- even extreme oscillations -- may occur ... The optimality of the market as an allocator ... is a quantitative not ideological issue.”

## VI. THE SECOND WAVE: ADAPTIVE AND RATIONAL EXPECTATIONS

An essential feature of first wave cobweb theory, objectively demonstratable using a first order linear difference equation for prices, is the potential for market instability if producers use naive price expectations to make production decisions. The essential advance in the second wave is

recognition that “entrepreneurial expectations lie at the heart of cobweb model” (Ferguson 1960, p.306). An initial step toward ‘subjective’ formation of price expectations is provided by Goodwin (1947) incorporating a more theoretically sophisticated form of potentially market stabilizing expectations formation -- what Muth (1961) refers to as “extrapolative expectations” - into both “simple cobweb theorem” and a ‘dynamically coupled’ two sector model. Collery (1955) incorporates extrapolative expectations into the cobweb model supply function using the following:

$$P_t^* = P_{t-1} + \theta [P_{t-1} - P_{t-2}]$$

where:  $P_t^*$  is price expected to prevail in the next period, replacing  $P_{t+1}$  in the supply equation; and  $\theta$  can take a range of positive or negative values depending on interpretation of how producer expectations react to the change in prices. Substituting this result into the cobweb supply function and assuming  $Q_t^D = Q_t^S$  produces a second order linear difference equation for price dynamics. Solving this equation yields substantively different  $\{s_1, d_1, \theta\}$  parameter values for convergent or divergent two period and four period cycles than the  $|s_1| < |d_1|$  (elasticity) condition for market stability for the two period cycle, first order difference equation of first wave cobweb theory.<sup>12</sup>

Oddly, the seminal paper incorporating ‘adaptive expectations’ into cobweb theory, Nerlove (1958b), does not refer to either Collery or Goodwin as motivation. Instead, this essential contribution to second wave cobweb theory references the heuristic contribution by Åkerman (1957) developing traditional cobweb critiques of ‘long normal’ versus ‘short normal’ and practical inapplicability of cobweb theory, especially for industrial products. Nerlove proceeds by adopting the adaptive price expectations adjustment mechanism, introduced by Cagan in the context of hyperinflation, specified as:

$$P_t^* - P_{t-1}^* = \beta [P_{t-1} - P_{t-1}^*] \quad \text{and} \quad P_t^* = \beta P_{t-1} + (1 - \beta) P_{t-1}^*$$

---

<sup>12</sup>. As illustrated in first wave cobweb diagrams, the price path in a two-period cycle has an above equilibrium price followed by a price below equilibrium and then above equilibrium and so on. In a four-period cycle, the price path features two prices below equilibrium followed by two prices above and so on.

where  $0 < \beta \leq 1$  with  $\beta = 1$  corresponding to naive expectations. Using the expectations augmented cobweb supply equation and substituting this result:

$$Q_t^S = s_0 + s_1 P_t^* = s_0 + s_1 [\beta P_{t-1}] + s_1 (1 - \beta) P_{t-1}^*$$

By using the lagged supply equation  $Q_{t-1}^S = s_0 + s_1 P_{t-1}^*$  -- to substitute for  $P_{t-1}^*$  in this equation and solving gives an equation for  $Q_t^S$  with  $P_{t-1}$  and  $Q_{t-1}^S$  as independent variables. A final substitution involving the equilibrium condition,  $Q_t^D = Q_t^S$ , gives the following linear first order difference equation for the price dynamics:

$$P_t - \left[ \left( \frac{s_1}{d_1} - 1 \right) \beta + 1 \right] P_{t-1} = \frac{s_0 - d_0}{d_1}$$

Imposing an initial condition  $P_0$  differing from the long run “equilibrium” price produces a solution with a much wider range of  $(s_1 / d_1)$  values consistent with market stability than for first wave cobweb theory (Nerlove 1958b, Fig.1). In addition, a “more complicated” cobweb model is also presented producing a second order linear difference equation for price dynamics, though Nerlove does not explore the relationship of that solution to market stability.

Having solved the first order difference equation for price dynamics, Nerlove proceeds to provide both “iterative” and “non-iterative” empirical estimates of the parameters in brackets for cotton, wheat and corn for a 1909-1932 sample in order to ‘indicate the nature of the equilibrium between supply and demand’. The estimates indicate that while markets for cotton and corn “appear to have stable equilibrium ... wheat shows indication that its equilibrium is unstable, and this holds regardless of which method we use to estimate the elasticity of supply.” Nerlove seems confounded by the estimated instability for wheat:

It may seem somewhat difficult to believe that the equilibrium of demand and supply is actually unstable in the case of wheat. We should, however, remember that instability may exist only within a certain range of prices; while the demand for wheat may, in fact, be highly inelastic in the range of prices which prevailed during the period used in estimation, it is probable that at a lower range of prices it is highly elastic.

Reaching the conclusion: “while the range of possible instability is lessened when account is taken of the distinction between long- and short-run supply schedules, the possibility still exists”. Though evolution of cobweb theory from naive to adaptive price expectations provided a model

of expectations formation more consistent with subjective behavior and theoretically increased the range of demand and supply elasticities consistent with ‘market stability’, the distinction between short and long run elasticity was still insufficient to ensure an orthodox ‘stable equilibrium’.

The role of price expectations formation to both empirical and theoretical economics is difficult to understate. The expectations model that, arguably, has had the most influence in contemporary economics – the rational expectations hypothesis of Muth (1961) – was motivated to explore and refine specification of expectations as “rational dynamic models”. Rational expectations answered a fundamental criticism raised by Mills (1961, p.333–34) regarding adaptive expectations and, by implication, other models of expectations available at that time: “It is not plausible to assume that a decision-maker, who is otherwise assumed to behave rationally, continues to form expectations in a way which is continuously contradicted by experience in a mechanical and easily perceived fashion”. Nerlove (1960, pp.337-8) was able to demonstrate “adaptive expectations are also rational” and “instability is impossible” for the special case where a constant fraction ( $m$ :  $0 < m \leq 1$ ) of previous random shocks to the supply curve of a cobweb model “linger on in all subsequent periods”. However, in general, Nerlove admits ‘the nature of adaptive expectations is unsatisfactory’.

Against this backdrop the celebrated ‘rational expectations’ of Muth (1961) appeared. Though later contributions by Lucas, Sargent and many others popularized implications of rational expectations for macroeconomics, it is the cobweb model Muth uses to compare market stability conditions for ‘rational expectations’ with previous price expectations specifications.<sup>13</sup> Laying the foundation for a probabilistic treatment where “expectations, since they are informed predictions of future events, are essentially the same as the predictions of the relevant economic

---

<sup>13</sup>. The biographical contribution by Sent (2002) detailing the “contrary tale” of John F. Muth does not mention cobweb theory. Young and Darity (2001) recognize the rational expectations approach of Muth was able to resolve the empirical inconsistency of cobweb theory with naïve and adaptive expectations predicting negative serial correlation in prices.

theory”, Muth employs the following stochastic supply curve variation of the cobweb model:<sup>14</sup>

$$q_t^D = -\delta_1 p_t \quad q_t^S = \lambda_1 p_t^* + u_t \quad q_t^D = q_t^S$$

where lower case letters indicate variables to be ‘deviations from equilibrium values’ -- effectively eliminating the constant term. Instead of specifying an additional equation defining expectations formation, rational expectations impose the unbiasedness condition

$p_t^* = E[p_t | \Omega_{t-1}]$ , the conditional expectation of  $p_t$  based on the information set  $\Omega$  available at  $t-1$ . Significantly, the information set includes knowledge of the system equations.

In this original Muth formulation, the unbiased “rational expectation” depends only on stochastic properties of  $u_t$ :

$$u_t = \sum_{i=0}^{\infty} w_i \varepsilon_{t-i} \quad w_i < \infty$$

where  $\varepsilon_{t-i}$  are independent, normally distributed random variables representing cumulating shocks to supply. Making this substitution and solving the cobweb model for  $p_t^*$  gives:

$$p_t = -\frac{\lambda_1}{\delta_1} p_t^* - \frac{u_t}{\delta_1} = -\frac{\lambda_1}{\delta_1} p_t^* - \frac{1}{\delta_1} \sum_{i=0}^{\infty} w_i \varepsilon_{t-i} \quad \text{and} \quad p_t^* = -\frac{1}{\delta_1 + \lambda_1} \sum_{i=1}^{\infty} w_i \varepsilon_{t-i}$$

In the special case where the observed deviation of price from equilibrium over time is purely random, such that  $w_0 = 1$  and  $w_i = 0$  for  $i > 0$ , the unbiased rational expectation is equal to the equilibrium price ( $p_t^* = 0$ ). Observing this result is of “little empirical interest”, Muth introduces two significant complications: “serially correlated disturbances” where  $w_i \neq 0$  for some  $i > 0$ ; and demand for inventory speculation.<sup>15</sup> The handling of serial correlation is quite general. Muth provides a sequence of tedious calculations to arrive at the formula for estimating rational expectations for the cobweb model from observed prices with ‘serially correlated disturbances’:

<sup>14</sup>. Note the change in sign for the price coefficient in the demand equation, compared with previous cobweb results, affects the sign in the following.

<sup>15</sup>. Muth shows that, when inventory speculation is introduced into the cobweb model with rational expectations,  $p_t^* < p_{t-1}$  and an additional parameter restriction for market stability is needed.



$$p_t^* = \frac{\delta_1}{\lambda_1} \sum_{j=1}^{\infty} \left( \frac{\lambda_1}{\delta_1 + \lambda_1} \right)^j p_{t-j}$$

It follows that, with rational expectations, market stability holds for all parameters values except the oscillatory case where  $\lambda_1 = -\delta_1$ , i.e., market instability is infeasible. This ‘rational’ result concerning market stability differs substantively from the biased expectations of adaptive, extrapolative and naive methods that produce instability for certain parameter configurations. Where inventory speculation is introduced, the further ‘rationality’ condition that speculators seek gains, not losses, is required for market instability to be infeasible.

## VII. COBWEB THEORY AFTER MUTH

Muth (1961) is the acme for the role of cobweb theory connecting price expectations with market stability. The seminal insight into specification of price expectations as a random dynamic process facilitates use of cobweb theory market stability conditions to illustrate substantive differences with previous non-stochastic models of price expectations: when expectations are rational, market stability is ensured. Subsequent theoretical explorations of cobweb models with rational expectations appear only sporadically, e.g., Pashigian (1970), Rosen (1987), Stein (1992), Schenk-Hoppe (2004). Contrasting the role of expectations models in cobweb theory Carlson (1967) does not even include rational expectations as an alternative. Empirical contributions referencing cobweb theory have persisted, continuing work by agricultural economists on the hog cycle, e.g., Talpaz (1974), Chavas (1999), Parker and Shonkwiler (2014), and on metals markets (Glöser-Chahoud et al. 2014). There has also been recent work on cobweb theory for vertically integrated and interlinked markets (Chaudry and Miranda 2018; Lundberg et al. 2015). Migration of chaos dynamics into economic theory starting in the early 1980's has also stimulated a novel revival of cobweb models aimed at traditional concerns with market stability.

In retrospect, evolution of the cobweb model poses a substantive question about the relevance of linear difference equations as an instrument to study economic dynamics. Referencing (Allen 1949, p.127): “Mathematical economics in the past has been dominated by the mathematical convenience of linear systems. It seems likely that linear assumptions are not adequate in the treatment of economic dynamics”. The origins of cobweb theory coincide with protracted debate over distinctions between statics, dynamics and stability. The objective approach of first wave

cobweb theory illustrates many basic issues associated with linear difference equations: the discrete time path of prices following an initial exogenous perturbation implies a dynamic process that either converges to, oscillates around or diverges from initial equilibrium. Linear difference equations provide a convenient mechanical methodology for formulating dynamic stability conditions required for the resulting comparative statics but cannot generate recurring cyclical behavior characterizing the time series of many markets. Though Muth resolved stability issues in cobweb theory associated with expectations formation, difficulties relevant to 'real world' economic processes arising with non-linear dynamics and stochastic perturbations remain unresolved.

The theoretical exploration of stochastic non-linear cobweb models has crystalized underlying tensions in perceptions of market stability transcending the random dynamics of Muth rational expectations. Building on earlier explorations of Samuelson (1944) stressing the potential importance of non-linear difference or differential equations and of systems with stochastic elements -- "We are here in a mathematical domain presenting formidable problems and still awaiting systematic development" -- Samuelson (1976) makes an explicit connection to convergence of cobweb models when the supply equation error is "ergodic". "Given the strong dampening properties of the non-linear system, the conditional probabilities can be shown, under plausible regularity conditions to approach an ergodic probability distribution that is independent of initial  $p_0$ " (Samuelson 1976, p.1). Samuelson proceeds to describe properties of cobweb model price equilibrium observing empirical theory and estimation of deterministic neoclassical models relies heavily on use of specific stationary distributions associated with ergodic processes.

The theoretical incorporation of ergodicity by Samuelson (1976) involves adding a discrete Markov error term to the deterministic cobweb model to demonstrate forecast estimates of values, such as prices, "should be less variable than the actual data". The assumption of ergodicity is reflected in the statement: a "'stable' stochastic process ... eventually forgets its past and therefore in the far future can be expected to approach an ergodic probability distribution" (Samuelson 1976, p.2). The connection between convergence to equilibrium and non-linear dynamics is explicitly recognized:

Heuristically, any single disturbance dies out from the strong dampening; the system, so to speak, eventually forgets its distant past; when continually subjected to independent

shocks, it reaches its ergodic Brownian vibration – the natural generalization of non-stochastic equilibrium – when there is a balancing of the shock energy imposed and the frictional energy dissipated by the dampening.

With this contribution, the cobweb model comes full circle to the insight of Leontief (1934) about exploiting implications of non-linear supply and demand curves to motivate cobweb theory. It is fitting a leading figure of the neoclassical school provides a solution to the problem of economic disequilibrium posed by cobweb theory reflecting the orthodox confidence in the ‘certainty’ of convergence to market stability.

What of the broader connection between cobweb theory and origins of macro-dynamics in the 1930’s or the 1970’s rational expectations revolution in macroeconomics? Emergence of first wave cobweb theory altered the earlier perspective of Moore and Schultz proposing a stable moving equilibrium of simultaneous equations mirroring the general equilibrium of Walras. In the shadow of the Great Depression, Ezekiel observed cobweb theory raises doubts about the ‘automatic self-regulating mechanism’ of ‘perfectly competitive’ markets. Concern about ‘unemployment, excess capacity, and the wasteful use of resources’ suggests an extension of cobweb theory from microeconomics of ‘a market’ to macroeconomics of ‘the market’. Such concerns appear in Kaldor (1934) where “the economic system need not tend towards a position of equilibrium at all”. Building on empirical studies of the shipbuilding industry (Tinbergen 1931) and other sectors, contributions to the macro-dynamics of business cycles by Tinbergen during the 1930’s emphasized essential elements of first wave cobweb theory: the importance of lags in the adjustment process and the estimation of elasticities, e.g., Dekker (2021, ch.6).

The rational expectations revolution in macroeconomics reveals the role simple linear models, such as those associated with cobweb theory, can play in initiating seminal advances in economic theory. Following Muth, subsequent contributions to rational expectations theory led, eventually, to a revolution in macroeconomics that uncovered the observational equivalence of competing macroeconomic models. This connects with a question posed by Saint-Paul (2018, p.216): “can ideological bias pervade economic modeling, and yet act in such a way that prevailing models remain consistent with the data?” In the context of second wave cobweb theory, such questions appear in the debatable claim of Day and Tierney (1969) that ‘the optimality of the market as an allocator is a quantitative not ideological issue’, where Goodwin

(1947) finds coupling of cobweb markets “decreases stability”, Muth (1961) provided a framework for rational expectations to produce assurance of stability for “price fluctuations in an isolated market”. The upshot is that cobweb theory is not immune from ideological biases about market stability exposed in scholarly debates, such as those between new classical and Keynesian macroeconomists.

## REFERENCES

- Åkerman, G. (1957). “The cobweb theorem: a reconsideration.” *Quarterly Journal of Economics* 71:151–160.
- Allen, R.G.D. (1949). “The Mathematical Foundations of Economic Theory.” *Quarterly Journal of Economics* 63:111-127.
- Assous, M. and V. Carr (2022). *Modeling Economic Instability: A History of Early Macroeconomics*. Cham, Switzerland: Springer Nature.
- Bean, L. (1929). “The Farmers' Response to Price.” *Journal of Farm Economics* 11:368-85.
- Benner, R. (1876). *Benner's Prophecies of Future Ups and Downs in Prices*. Cincinnati: Robert Clark.
- Besomi, D. (2008). “John Wade's early endogenous dynamic model: ‘commercial cycle’ and theories of crises.” *European Journal of the History of Economic Thought* 15:611-639.
- Boot, H. (1983). “James Wilson and the Commercial Crisis of 1847.” *History of Political Economy* 15:567-83.
- Buchanan, N. (1939). “A reconsideration of the cobweb theorem.” *Journal of Political Economy* 47:67–81.
- Carlson, J. (1967). “The Stability of an Experimental Market with a Supply-Response Lag.” *Southern Economic Journal* 33:305-321.
- Cassels, J. (1933). “The Nature of Statistical Supply Curves.” *Journal of Farm Economics* 15:378-387.
- Chaudhry, M. and M. Miranda (2018). “Complex Price Dynamics in Vertically Linked Cobweb Markets.” *Economic Modelling* 72:363-78.
- Chavas, J-P. (1999). “On the Economic Rationality of Market Participants: The Case of Expectations in the U.S. Pork Market.” *Journal of Agricultural and Resource Economics* 24:19-

37.

Coase, R. and R. Fowler (1935). "Bacon Production and the Pig-Cycle in Great Britain."

*Economica* 2 (May):142-167.

Collery, A. (1955). "Expected Price and the Cobweb Theorem." *Quarterly Journal of Economics* 69:315-317.

Day, R. and E. H. Tinney (1969). "Cycles, Phases and Growth in a Generalised Cobweb Theory." *Economic Journal* 79:90-108.

Dean, G. and E. Heady (1958). "Changes in Supply Response and Elasticity for Hogs." *Journal of Farm Economics*. 40:845-860.

Dekker, E. (2021). *Jan Tinbergen (1903–1994) and the Rise of Economic Expertise*. Cambridge, UK: Cambridge University Press.

Ezekiel, M. (1938). "The Cobweb Theorem." *Quarterly Journal of Economics* 52:255-280.

Fox, K (1953). "The Analysis of Demand for Farm Products." USDA Tech. Bul. 1081 (September).

Ferguson, C. (1960). "Learning, Expectations and the Cobweb Model." *Zeitschrift für Nationalökonomie* 20 Heft 3-4:297-315.

Gallas, J and H. Nusse (1996). "Periodicity versus chaos in the dynamics of cobweb models." *Journal of Economic Behavior and Organization* 29:447-464.

Glöser-Chahoud, S., J. Hartwig, I.D. Wheat and M. Faulstich (2016). "The cobweb theorem and delays in adjusting supply in metals' markets." *System Dynamics Review* 32:279-308.

Goodwin, R. (1947). "Dynamical Coupling with Especial Reference to Markets Having Production Lags." *Econometrica* 15:181-204.

Gouel, C. (2012). "Agricultural Price Instability: A Survey of Competing Explanations and Remedies." *Journal of Economics Surveys* 26:129–156.

Haas, G. and M. Ezekiel (1926). "Factors affected the price of hogs." USDA Bulletin #1440.

Haavelmo, T. (1940). "The Inadequacy of Testing Dynamic Theory by Comparing Theoretical Solutions and Observed Cycles." *Econometrica* 8 (Oct.):312-321.

Harlow A. (1960). "The Hog Cycle and the Cobweb Theorem." *Journal of Farm Economics* 42:842-853.

Holt, M. and L. Craig (2006). "Nonlinear Dynamics and Structural Change in the U.S. Hog-Corn

Cycle: A Time-Varying STAR Approach.” *American Journal of Agricultural Economics* 87:215-233.

Hooton, F. (1950). “Risk and the Cobweb Theorem.” *Economic Journal* 60:69-80.

Hommes, C. (1992). “Cobwebs, Chaos and Bifurcations.” *Annals of Operations Research* 37:97-100.

Kaldor, N. (1934). “A Classificatory Note on the Determinateness of Equilibrium.” *Review of Economic Studies* 1:122-136.

Knight, F. (1931). “*Statik und Dynamik— zur Frage der Mechanischen Analogie in den Wirtschaftswissenschaften.*” (Statics and Dynamics – some Queries regarding the Mechanical Analogy in Economics). *Zeitschrift für Nationalökonomie*, 2:1-26,

Kuznets, G. (1953). “Measurement of Market Demand with Particular Consumer Demand for Food.” *Journal of Farm Economics* 35:878-895.

Lachmann, L. (1936). “Commodity Stocks and Equilibrium.” *Review of Economic Studies* 3:230-234.

Larson, A. (1964). “The Hog Cycle as Harmonic Motion.” *Journal of Farm Economics* 46:375-386.

Leontief, W. (1929). “*Ein Versuch zur statistischen Analyse von Angebot und Nachfrage.*” (An Attempt at Statistical Analysis of Supply and Demand). *Weltwirtschaftliches Archiv* 30:1-53.

Leontief, W. (1934). “*Verzögerte Angebotsanpassung und Partielles Gleichgewicht.*” (Delayed Price Adjustment and Partial Equilibrium). *Zeitschrift für Nationalökonomie* 5:670-676.

Link, R. (1959). *English Theories of Economic Fluctuations 1815–1848*. New York: Columbia University Press.

Lundberg, L., E. Jonson, K. Lindgren, D. Bryngelsson, V. Verendel (2015). “A cobweb model of land-use competition between food and bioenergy crops.” *Journal of Economic Dynamics and Control* 53:1–14.

Marshall, A. (1898). “Distribution and Exchange.” *Economic Journal* 8:37-59.

Mills, E. (1961). “The Use of Adaptive Expectations in Stability Analysis: Comment.” *Quarterly Journal of Economics* 75:330–35.

Mirowski, P. (1990). “Problems in the paternity of econometrics: Henry Ludwell Moore.” *History of Political Economy* 22:587-609.

- Moore, H. (1925). "A Moving Equilibrium of Demand and Supply." *Quarterly Journal of Economics* 39:357-71.
- Moore, H. (1929). *Synthetic Economics*. New York: Macmillan.
- Morgan, M. (1990). *The history of econometric ideas*. Cambridge, UK: Cambridge University Press.
- Muth, J. (1961). "Rational Expectations and the Theory of Price Movements." *Econometrica* 29: 315-335.
- Myers, R., R. Sexton and W. G. Tomek (2010). "A Century of Research on Agricultural Markets." *American Journal of Agricultural Economics* 92:376-402.
- Newman, P. (1951). "A Note on 'Risk and the Cobweb Theorem'." *Economic Journal* 61:334-341.
- Nerlove, M. (1961). "The Use of Adaptive Expectations in Stability Analysis: A Reply." *Quarterly Journal of Economics* 75:335-338.
- Nerlove, M. (1958a). *The Dynamics of Supply: Estimation of Farmers Response to Price*. Baltimore: Johns Hopkins Press.
- Nerlove, M. (1958b). "Adaptive Expectations and Cobweb Phenomena." *Quarterly Journal of Economics* 72:227-240.
- Nerlove, M. (1956). "Estimates of the Elasticities of Supply of Selected Farm Commodities." *Journal of Farm Economics* 38:496-509.
- Nerlove, M. and W. Addison (1958). "Statistical Estimation of Long-Run Elasticities of Supply and Demand." *Journal of Farm Economics* 40 (1958):861-880.
- Parker, P. and J. Shonkwiler (2014). "On the centenary of the German Hog Cycle: New Findings." *European Review of Agricultural Economics* 41:47-61
- Pashigian, B.P. (1970). "Rational Expectations and the Cobweb Theory." *Journal of Political Economy* 78:338-352.
- Pomini, M. (2018). "Economic Dynamics and the Calculus of Variations in the Interwar Period." *Journal of the History of Economic Thought* 40:57-79.
- Raybaut, A. (2013). "Henry Ludwell Moore and the Dynamic Complement of Pure Economics." *Oeconomia* 3:221-240
- Ricci, U. (1930). "Die Synthetische Okonomie von Henry Ludwell Moore." (The Synthetic

- Economics by Henry Ludwell Moore). *Zeitschrift für Nationalökonomie* 1: 649-668 (translated from the Italian by Oskar Morgenstern, Vienna).
- Rosen, S. (1987). "Dynamic Animal Economics." *American Journal of Agricultural Economics* 69:547-557.
- Saint-Paul, G. (2018). "The Possibility of Ideological Bias in Structural Macroeconomic Models." *American Economic Journal: Macroeconomics* 10:216-241.
- Samuelson, P. (1976). "Optimality of Sluggish Predictors under Ergodic Probabilities." *International Economic Review* 17:1-7.
- Samuelson, P. (1947). *Foundations of Economic Analysis*. Cambridge, MA: Harvard University Press.
- Samuelson, P. (1944). "Dynamic Process Analysis." in H. Ellis (ed.), *Survey of Contemporary Economics*, Homewood, IL: Irwin for the American Economic Association.
- Schenk-Hoppe, K. (2004). "Resuscitating the Cobweb Model." *Journal of Forecasting* 23:621-624.
- Schultz, H. (1928). *Statistical Laws of Demand and Supply with special application to sugar*. Chicago: University of Chicago Press.
- Schultz, H. (1930). "*Der Sinn der Statistischen Nachfragen*." (The Purpose of Statistical Inquiry). *Veröffentlichungen der Frankfurter Gesellschaft für Konjunkturforschung* (E. Altschul ed.) Heft 10:12-89; English translation. *The Meaning of Statistical Demand Curves*, University of Chicago, 1930.
- Schultz, H. (1932). "The Shifting Demand for Selected Agricultural Commodities, 1875-1929." *Journal of Farm Economics* 14:201-227.
- Sent, E. (2002). "How (Not) to Influence People: The Contrary Tale of John F. Muth." *History of Political Economy* 34:291-319.
- Spengler, J. (1984). "Boisguilbert's economic views vis-a-vis those of contemporary réformateurs." *History of Political Economy* 16:69-88.
- Stein, J. (1992). "Cobwebs, Rational Expectations and Futures Markets." *Review of Economics and Statistics*:127-34.
- Stigler, G. (1962). "Henry L. Moore and Statistical Economics." *Econometrica* 30:1-21.
- Stone, R. (1954). *The Measurement of Consumers' Expenditure and Behavior in the United*



*Kingdom*, 1920-38. Vol. I. Cambridge: Cambridge University Press.

Talpaz, H. (1974). "Multi-Frequency Cobweb Model: Decomposition of the Hog Cycle."

*American Journal of Agricultural Economics* 56:38-49.

Tinbergen, J. (1930). "Bestimmung und Deutung Angebotskurven Ein Beispiel." (Determination and Interpretation of Supply Curves: An Example). *Zeitschrift für Nationalökonomie* 1:669-679.

Tinbergen, J. (1931). "Ein Schiffbauzyklus?" (A Shipbuilding Cycle?). *Weltwirtschaftliches Archiv* 34:152-64.

Tinbergen, J. (1951). *Econometrics*. New York: Blakiston.

Tomek, W. (1965). "Changes in Price Elasticities of Demand for Beef, Pork, and Broilers."

*Journal of Farm Economics* 47:793-802.

Turner, P. and J. Wood (2020). "New Perspectives on Henry Ludwell Moore's use of Harmonic Analysis." *Journal of the History of Economic Thought* 42:507-520.

Turnovsky, S. (1968). "Stochastic Stability of Short-Run Market Equilibrium Under Variations in Supply." *Quarterly Journal of Economics* 82:666-681.

Tusset, G. (2009). "The Italian contribution to early economic dynamics." *European Journal for History of Economic Thought* 16:267-300.

Waugh, F. (1964). "Cobweb Models." *Journal of Farm Economics* 46:732-750.

Wold, H. (1940). *The Demand for Agricultural Products and Its Sensitivity to Price and Income Changes* (in Swedish). Stockholm, 1940.

Wold, H. (1949). "Statistical Estimation of Economic Relationships." *Econometrica* 17:1-22.

Working, E. (1927). "What Do Statistical 'Demand Curves' Show?" *Quarterly Journal of Economics* 41:212-235.

Working, E. (1954). *Demand for Meat*. Chicago: Institute of Meat Packing.

Working, H. (1949). "The Theory of Price of Storage." *American Economic Review* 39:1254-1262.

Working, H. (1922). "Factors Determining the Price of Potatoes in St. Paul and Minneapolis." University of Minnesota, Agricultural Experiment Station, Technical Bulletin #10.

Wright, A.L. (1953). "A Note on Disequilibrium and the Effects of the Elasticities of Supply and Demand." *Economic Journal* 63:835-843.

Young, W. and W. Darity (2001). "The Early History of Rational and Implicit Expectations."

*History of Political Economy* 33:773-813.

FIGURE 1

First Wave Cobweb Diagram, Tinbergen

Bestimmung und Deutung von Angebotskurven. Ein Beispiel 671

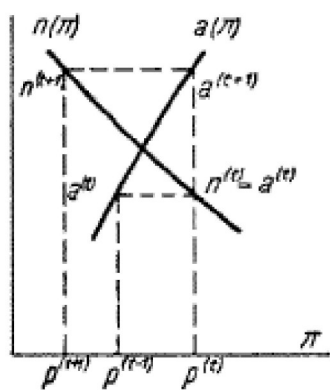


Abb. 2

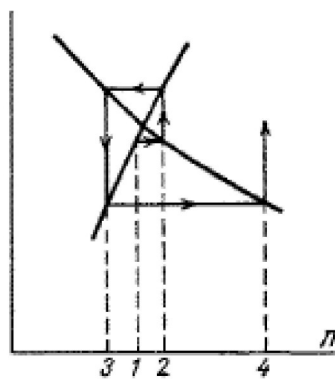


Abb. 2 a

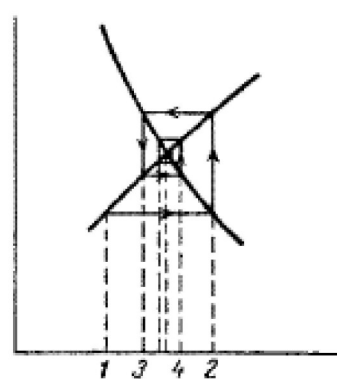


Abb. 2 b

Source: Tinbergen (1930, p.671)

FIGURE 2

First Wave Cobweb Diagram, Ricci

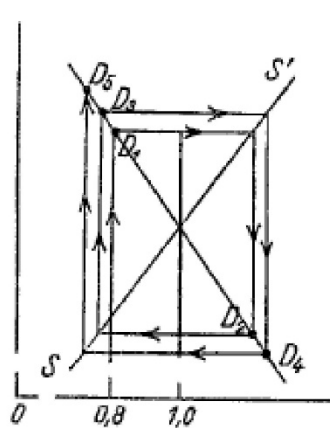


Fig. 1

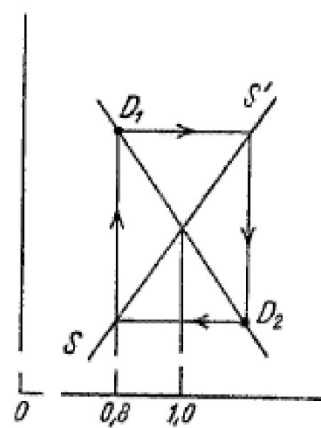


Fig. 2

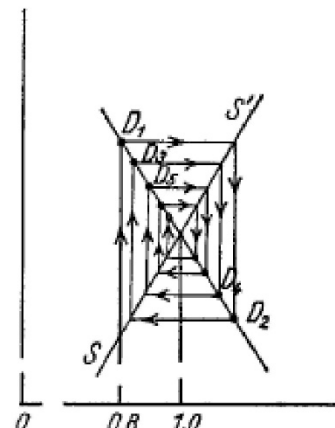


Fig. 3

Source: Ricci (1930, p.656)