

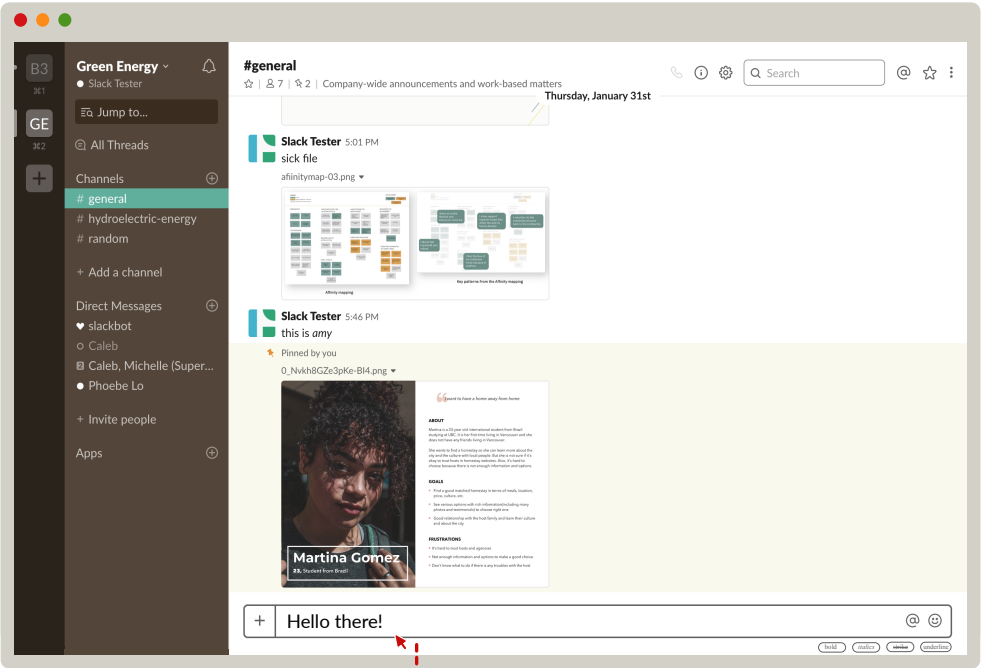
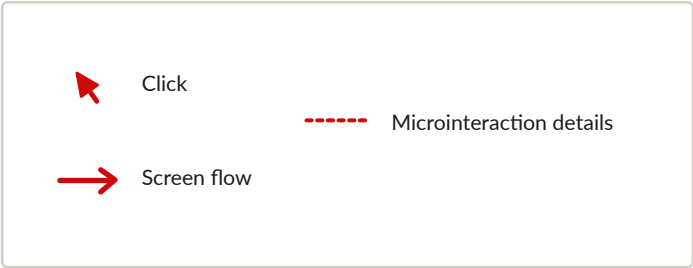
Slack

user experience workflows

Italicizing Message.

Version 1

Legend

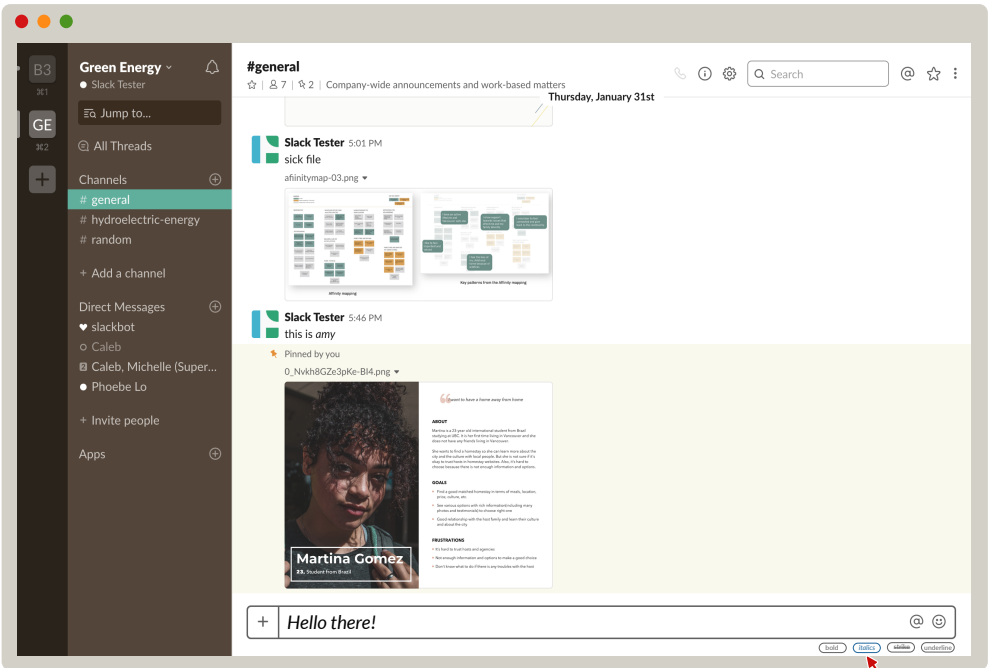


Italicizing text

Trigger:
User types message

Feedback:
User sees italics and other text buttons appearing.

Rules:
Users can erase the text message if they don't want to italicize or add any changes to the text message.



Italics button

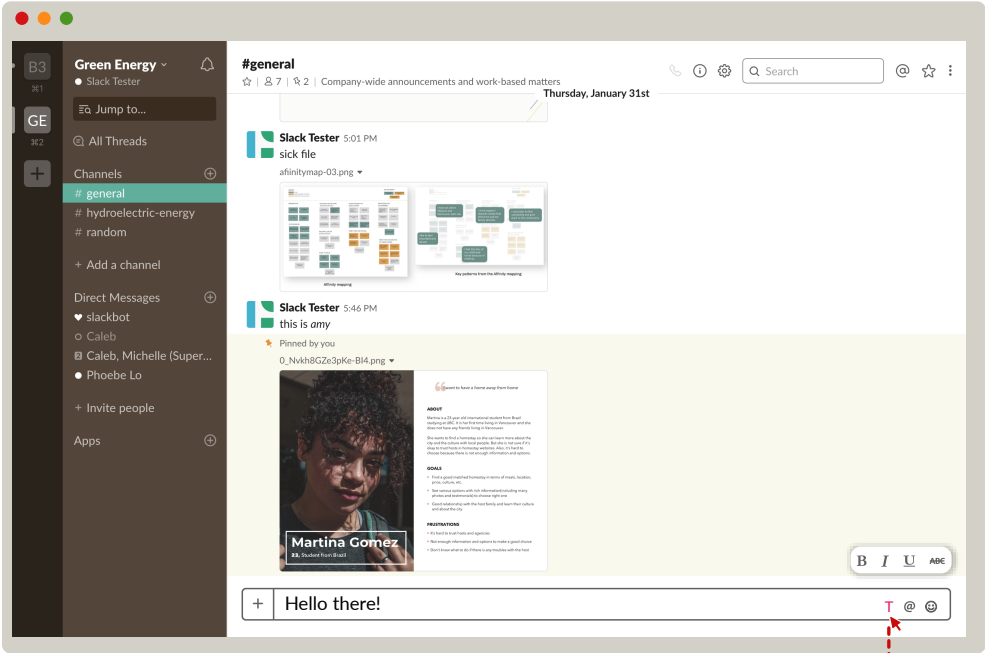
Trigger:
User clicks the italics button

Feedback:
User sees the text message changed to italics.

Rules:
Users can un-click the italics button if they don't want to italicize the text message.

Italicizing Message.

Version 2

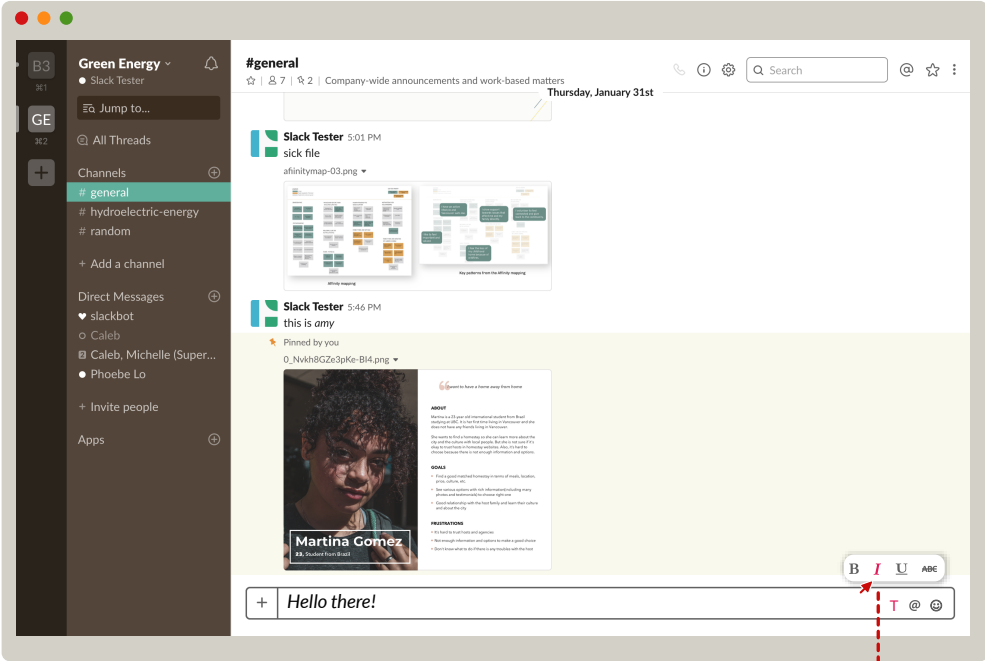


Italicizing text

Trigger:
User hovers and clicks on “T” icon

Feedback:
User sees a pop up with bold, italics, underline and strikethrough options

Rules:
Users can un-click the “T” icon if they don’t want to see the pop up of text options.



Italics icon

Trigger:
User hovers and clicks on “I” icon

Feedback:
User sees the icon color changing to magenta as well as the text message being italicized.

Rules:
Users can un-click the “I” icon if they don’t want to italicize the text message or they can click on “T” icon for the pop up to disappear.

Legend

Click

Microinteraction details

Screen flow

Italics icon

Trigger:
User hovers and clicks on “I” icon

Feedback:
User sees the icon color changing to magenta as well as the text message being italicized.

Rules:
Users can un-click the “I” icon if they don’t want to italicize the text message or they can click on “T” icon for the pop up to disappear.